

د ۲۰۹ الفتح قول اردو قومندانی اړوند دروی دواب ولسوالی
سمنگانو ولایت د دویم کنډک پنځمې لوا لپاره دتأسیساتو
جوړولو پروژې دشرطپاڼي دوهمه برخه



د افغانستان اسلامي امارت

دودانيزو او ملكيتونو چاروياسټ

د انجنيرۍ عمومي مديريت


Ministry of De fiance

Construction Property Management Department (C.P.M.D)

(Engineering Section)

Project Name: Guard House

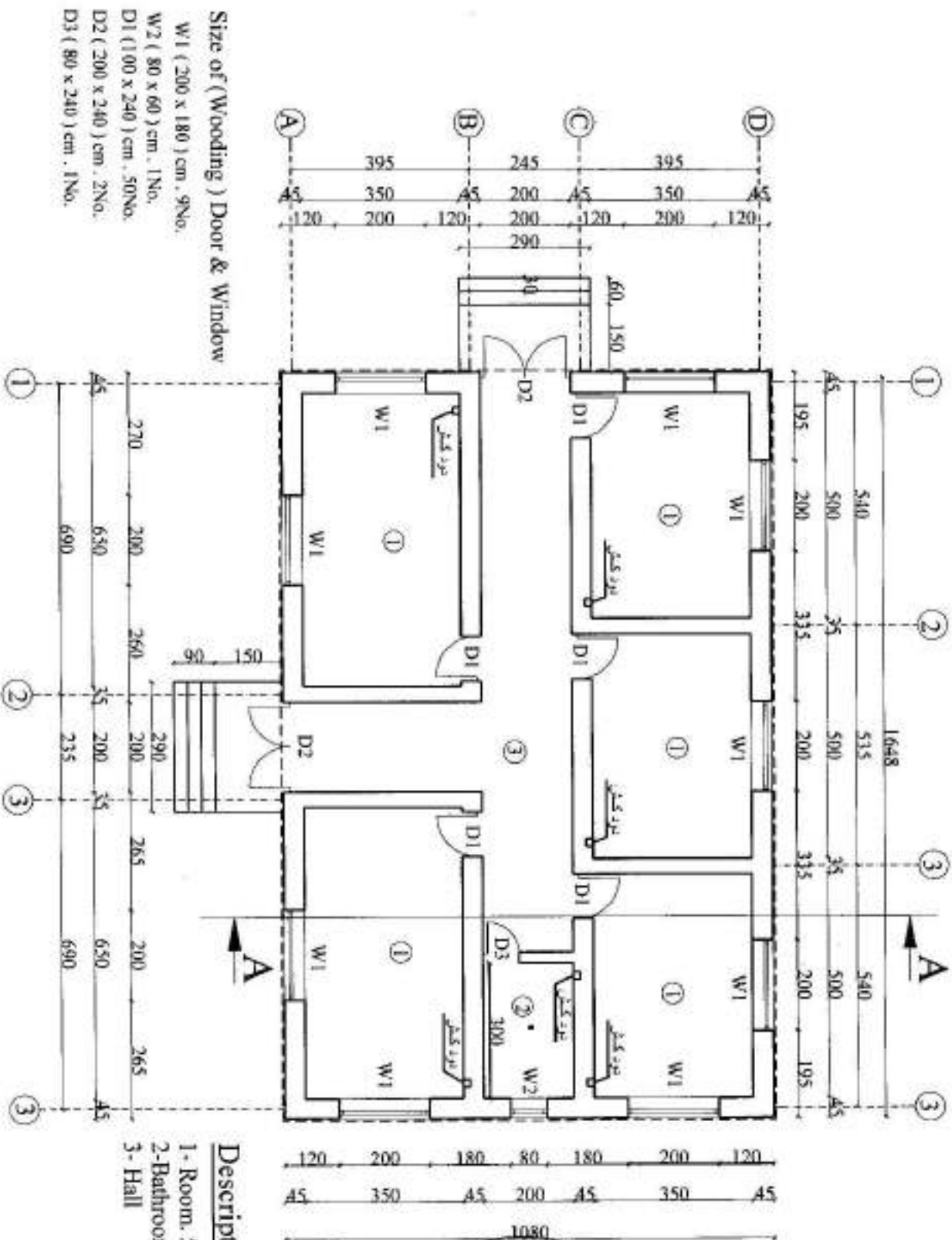
د پروژې نوم: قراول



Year: 1400

کال : 1444 /

All Dimension Are in (cm).



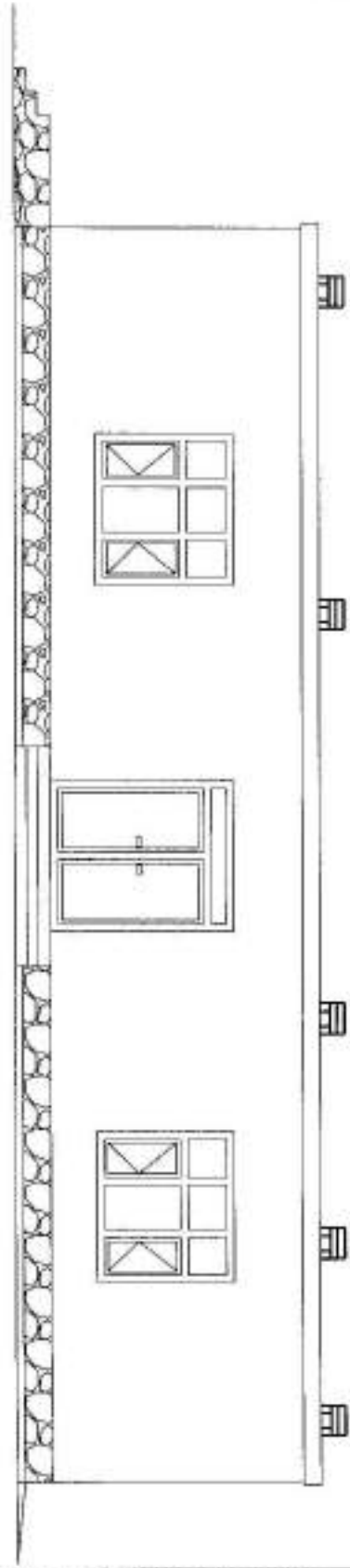
Plan of Guard House

المشرف العام على المشروع
 المهندس احمد محمد احمد
 مدير ادارة المرافق
 المهندس احمد محمد احمد

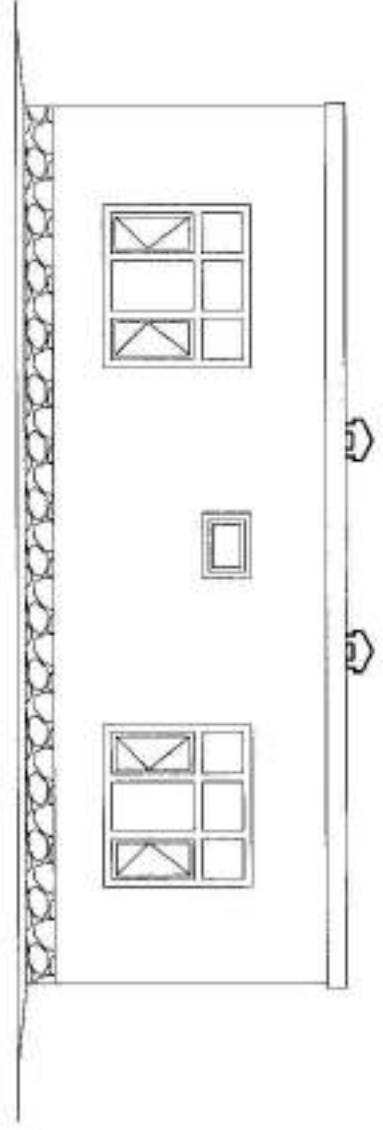


CONSULTING PROPERTY MANAGEMENT DEPARTMENT (ENGINEERING SECTION)				Drawing Title	Plan
Drawing By Eng Raouf	Designed By	Checked By Eng. Khorsheed	Engineering Director Eng. Arfanallah Zalani	Sheet No	A001
PROJECT NAME Board House				Date:	
				Scale:	Not to scale

Front Elevation




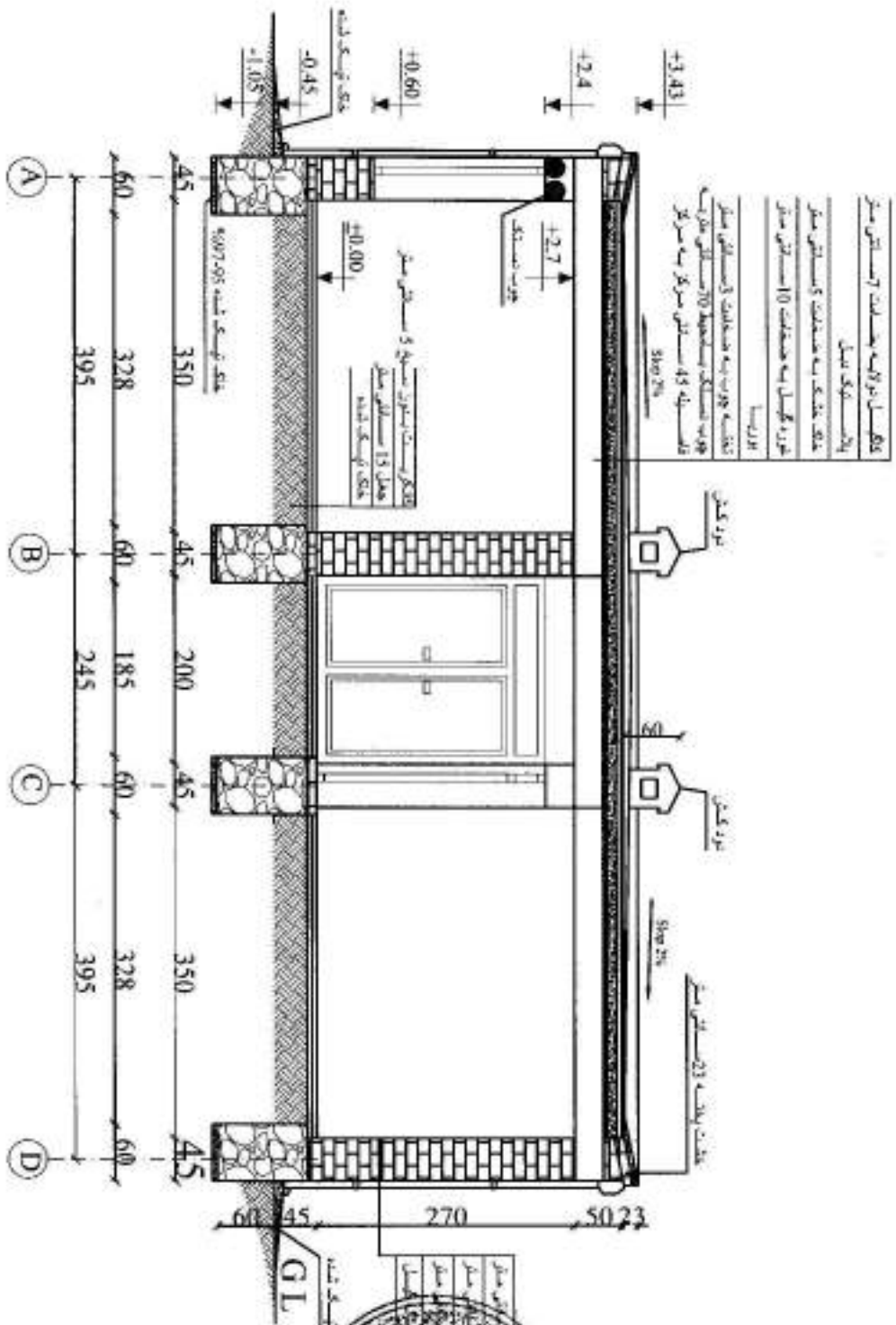
Side Elevation



MINISTRY OF DEFENSE		ENGINEERING	
CONSTRUCTION PROJECT MANAGEMENT DEPARTMENT (ENGINEERING SECTION)			
Drawing By Eng. Raouf	Designed By Eng. Raouf	Checked By Eng. Khalid	Engineering Director Eng. Arfanallah Zaid



Drawing Title	Elevations
Sheet No	A002 
Date:	
Scale:	Not to scale



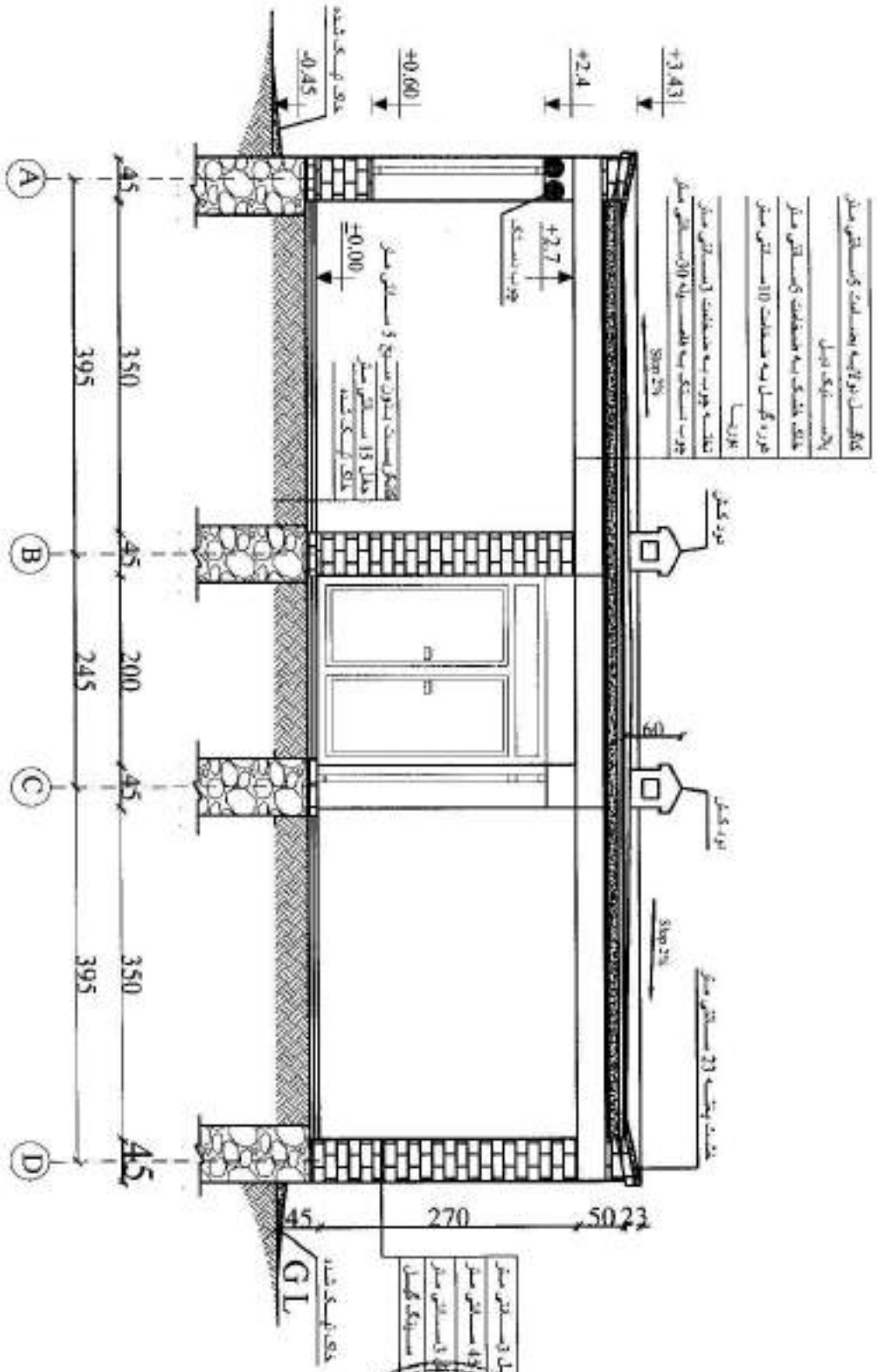
۱- کف تمام ارتفاعات به سطح کف است
 ۲- ارتفاع کف است
 ۳- ارتفاع کف به سطح کف است
 ۴- ارتفاع کف به سطح کف است
 ۵- ارتفاع کف به سطح کف است
 ۶- ارتفاع کف به سطح کف است
 ۷- ارتفاع کف به سطح کف است
 ۸- ارتفاع کف به سطح کف است
 ۹- ارتفاع کف به سطح کف است
 ۱۰- ارتفاع کف به سطح کف است

All Dimension Are in (cm).

Section A-A



MINISTRY OF IRANIAN CONSTRUCTION CONSTRUCTION MANAGEMENT DEPARTMENT (GENERAL SECRETARY)			PROJECT NAME Guard House		Drawing Title Sheet No Date: Scale:	Section A003 Not to scale
Drawing By Eng. Saeed	Designed By Eng. Saeed	Checked By 	Engineering Director Eng. Arsanallah Zandi	Structure	Guard House	



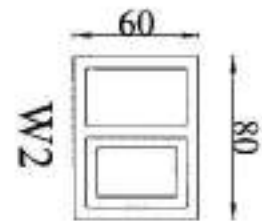
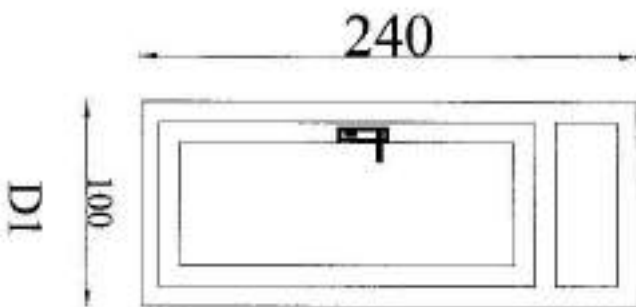
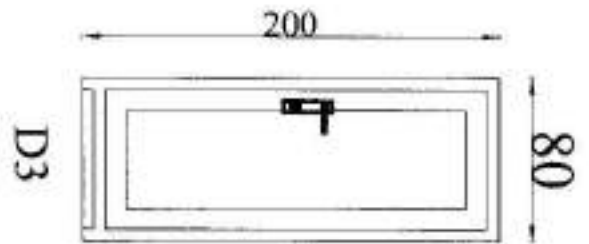
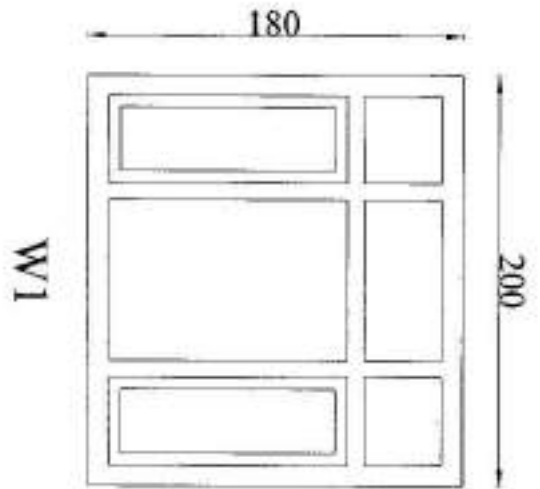
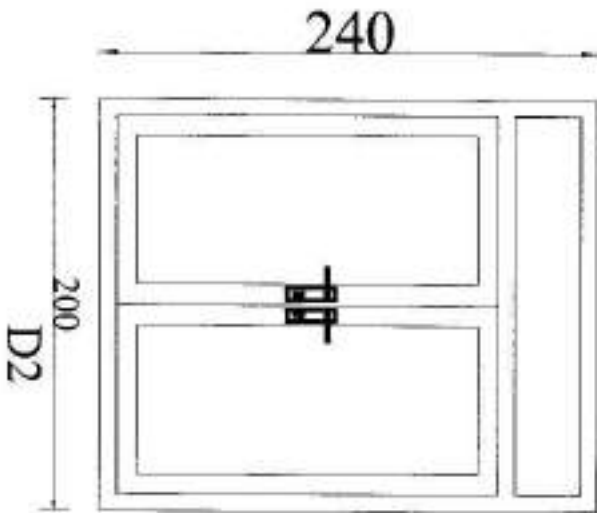
All Dimension Are in (cm).

Section A-A

MINISTRY OF DEFENSE			Department	PROJECT NAME	Drawing Title	Section	
ENGINEERING SECTION			Architect	Guard House	Sheet No	A001	
DIRECTION OF PROJECTS MANAGEMENT DEPARTMENT (ENGINEERING SECTION)					Date:		
Eng. Raouf	Checked By	Engineering Director			Scale:		Not to scale
	Eng. Khosrood Shams	Eng. Arfanallah Zalant					

All Dimension Are in (cm) .

Wooding (D & W) Size



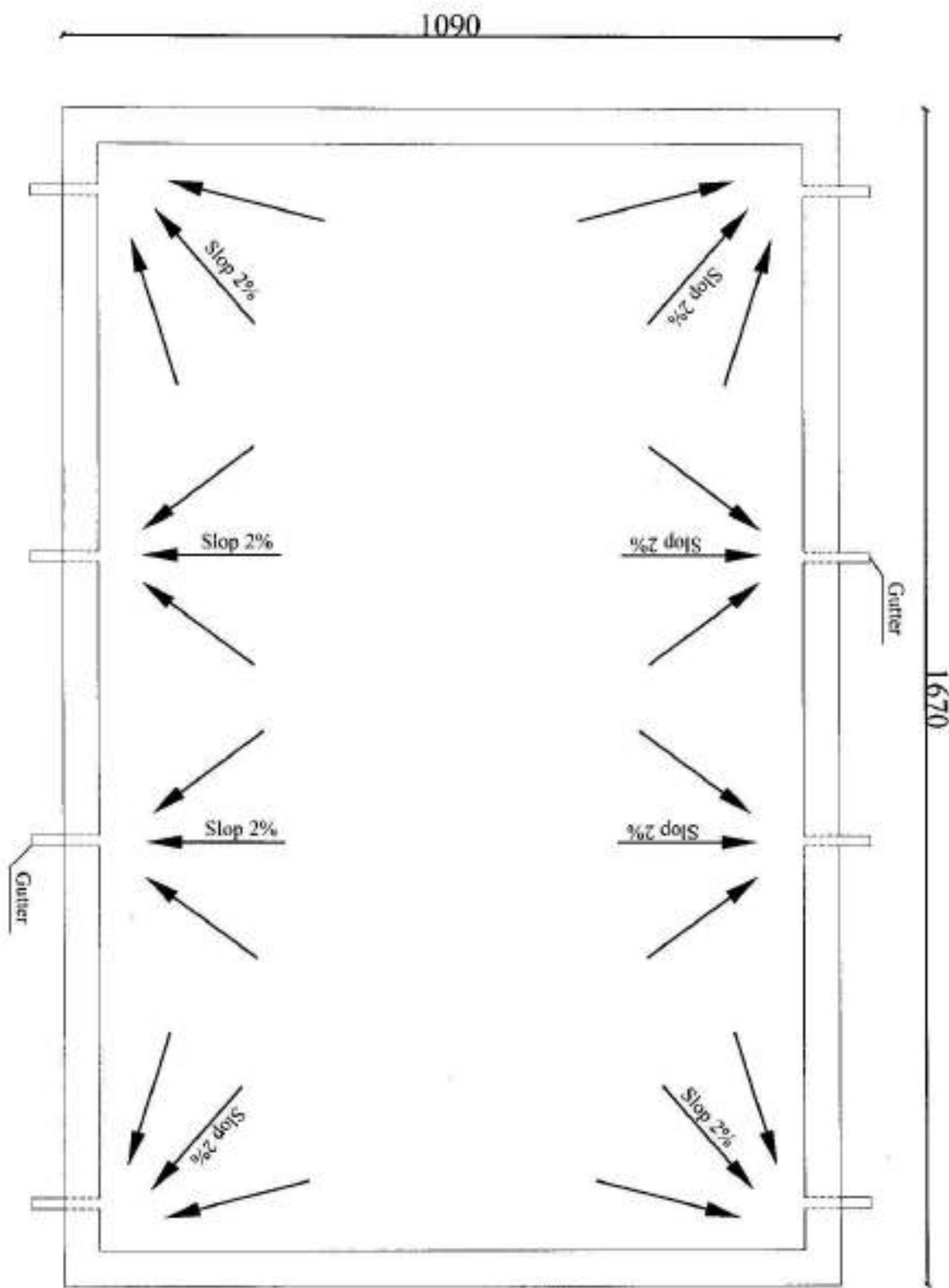
MINIS FENSA			
CONSTRUCTION PROJECT MANAGEMENT DEPARTMENT (ENGINEERING SECTION)			
Drawing By Eng. Raouf	Designed By Eng. Raouf	Checked By Eng. Khayreddin	Engineering Director Eng. Arlozeilah Zaidan



Drawing Title	Door & Window Size
Sheet No	A105
Date:	
Scale:	Not to scale

All Dimension Are in (cm).

Roof Plan



MINISTRY OF PUBLIC WORKS CONSTRUCTION PROPERTY MANAGEMENT DEPARTMENT (ENGINEERING SECTION)				PROJECT NAME Guard House	Drawing Title Roof Plan
Drawing By Eng. Raouf	Designed By Eng. Raouf	Checked By Eng. Morthad Al-Hadi	Engineering Director Eng. Arfanallah Zalend	Sheet No A/005	5/5
				Date:	Not to scale
				Scale:	

11



د افغانستان اسلامي امارت

د ملي دفاع وزارت

د ودانيزو او ځمکو چارو رياست

د انجنيرۍ مديريت

Ministry of Defense

Construction Property Management Department (C.P.M.D)

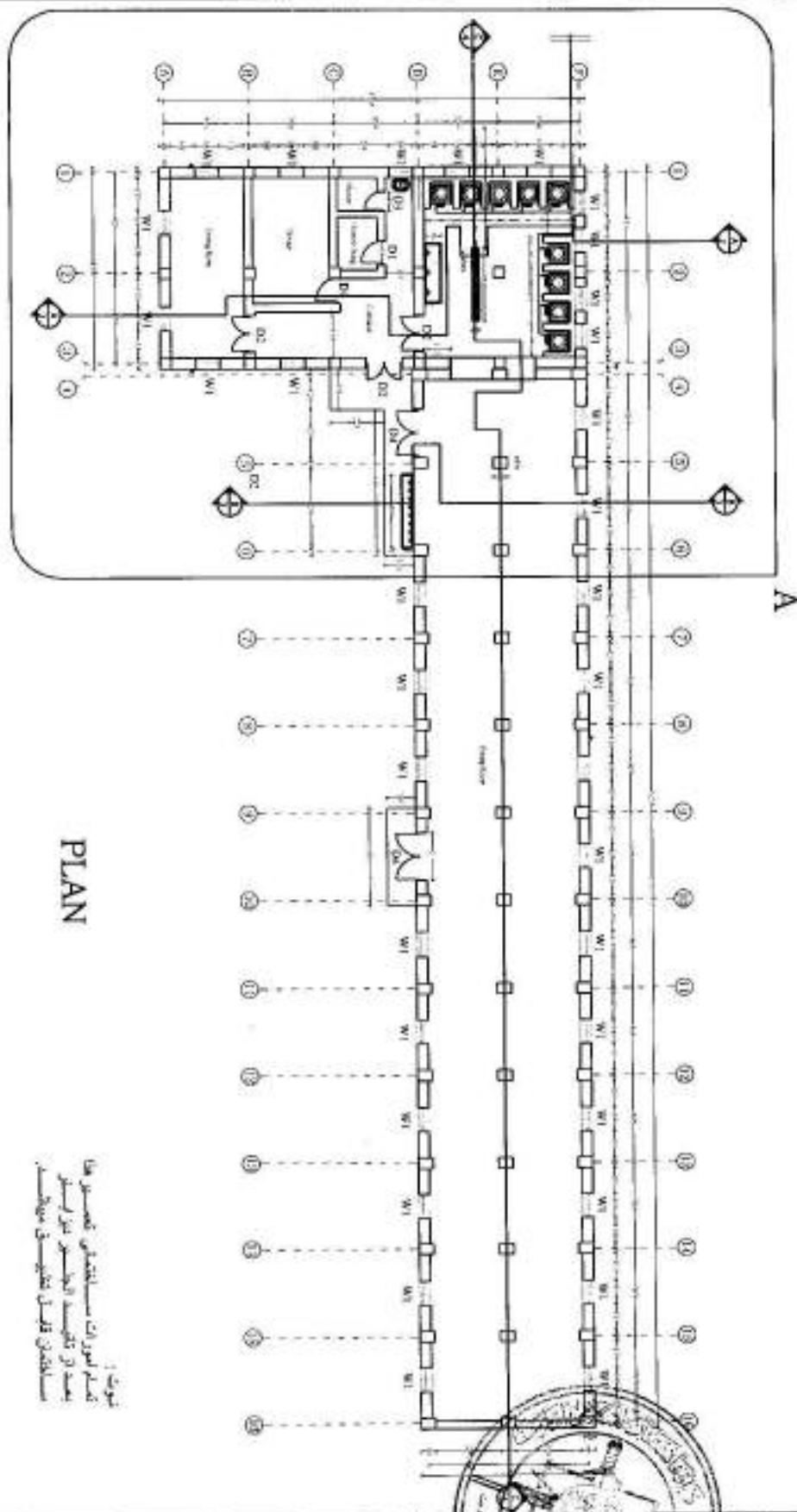
(Engineering Section)

نام پروژه: تعمير طعام خانه و آشپز خانه.

Project Name, Kitchen & Dining Room.

Year: 1443

سال: 1443



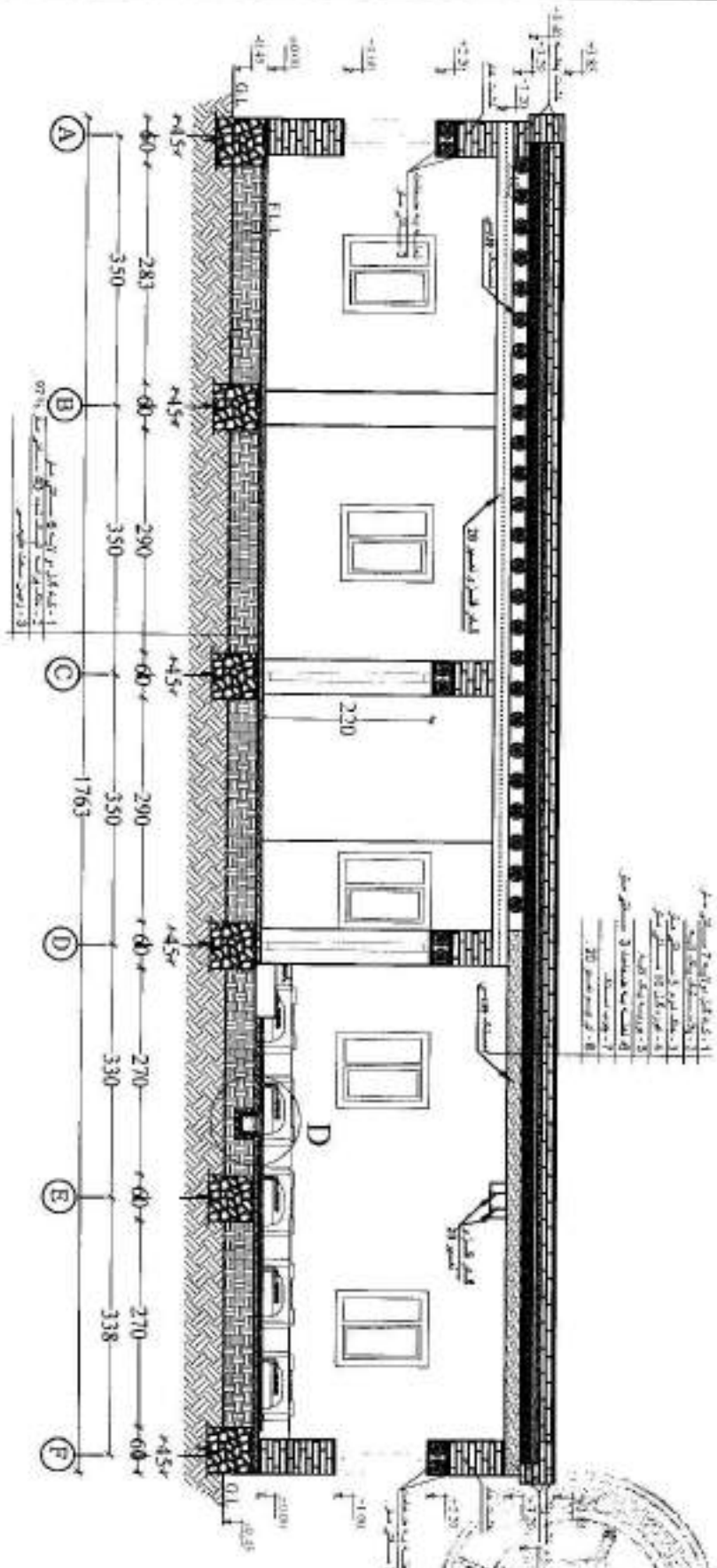
PLAN

1- تم
 2- تم
 3- تم
 4- تم
 5- تم
 6- تم
 7- تم
 8- تم
 9- تم
 10- تم
 11- تم
 12- تم
 13- تم
 14- تم
 15- تم
 16- تم
 17- تم
 18- تم
 19- تم
 20- تم
 21- تم
 22- تم
 23- تم
 24- تم
 25- تم

All Dimension Are in cm



MINISTRY OF DEFENSE CONSTRUCTION PROPERTY MANAGEMENT DEPARTMENT/ENGINEERING SECTION				Drawing Title	Plan
				Sheet No	001
DRAWING BY: Eng. M. AM				Date	1401
DESIGNED BY: Eng. M. Arif				Scale	Not to Scale
CHECKED BY: Eng. Kheir (Signature)				All Dimension	(Cm)
Eng. Director By: Eng. O. (Zaland)				Kitchen & Dining Room.	



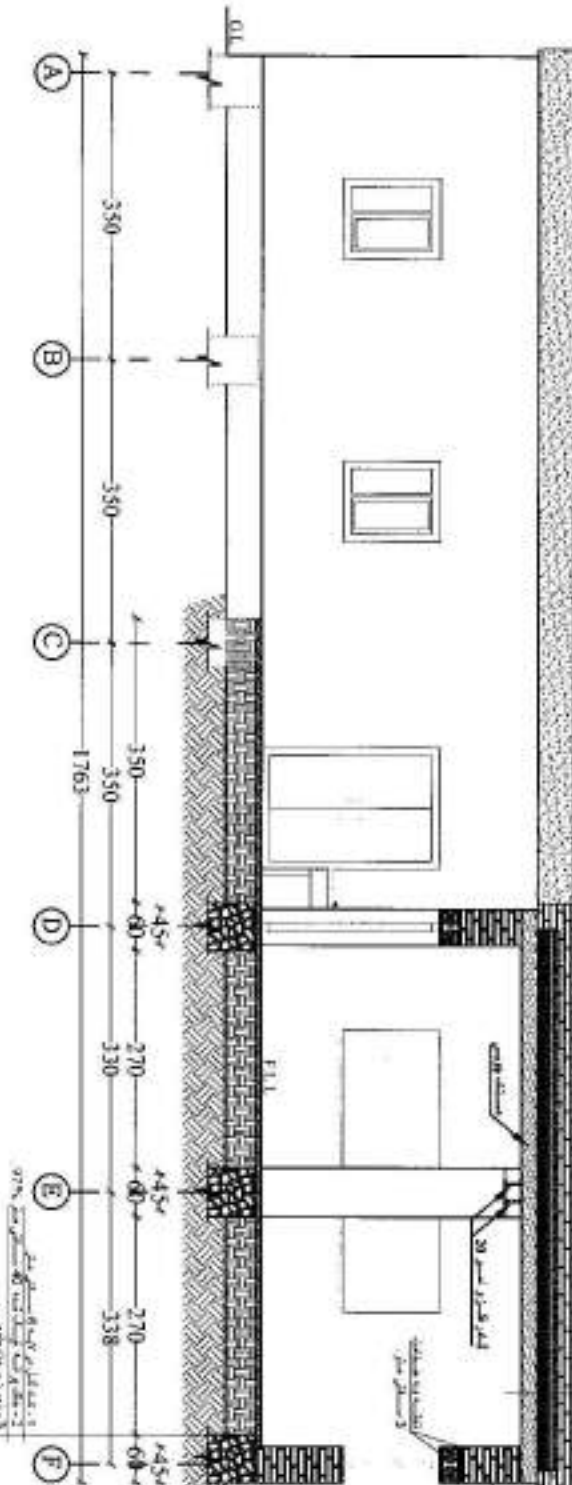
Section A-A

All Dimension Are In cm

تصميم
 قسم المهندسين المعماريين
 وزارة الدفاع
 رقم المشروع: 1001
 تاريخ: 2011

MINISTRY OF DEFENSE					Drawing Title	Section A-A	
CONSTRUCTION PROJECT MANAGEMENT DEPARTMENT/ENGINEERING SECTION					DEPARTMENT	PROJECT NAME	
DRAWING BY:	DESIGNED BY:	CHECKED BY:	Eng. Directed By:	Architectural	Kitchen & Dining Room.	Sheet No	002
Eng. M. A. H.	Eng. M. A. H.	Eng. K. A. A. (Shams)	Eng. O. (Zaland)			Date	1401
						Scale :	Not to Scale
						All Dimension	(Cm)

Section B-B

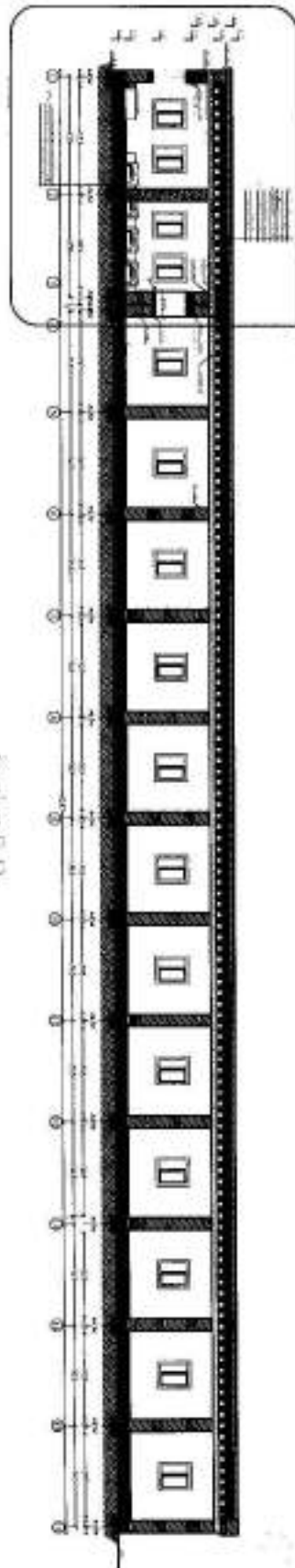


- 1- 30 سم عرض
- 2- 30 سم عرض
- 3- 30 سم عرض
- 4- 30 سم عرض
- 5- 30 سم عرض
- 6- 30 سم عرض
- 7- 30 سم عرض
- 8- 30 سم عرض
- 9- 30 سم عرض
- 10- 30 سم عرض

All Dimension are in cm

تصميم
تخطيط
مبنى
المطبخ
والغرفة
الأكولة
الذات
الغذاء
الذات
الغذاء
الذات
الغذاء

MINISTRY OF DEFENSE				DEPARTMENT	PROJECT NAME	Drawing Tital	Section B-B
CONSTRUCTION PROJECT MANAGEMENT DEPARTMENT ENGINEERING SECTION				Architectural	Kitchen & Dining Room	Sheet No	069
DRAWING BY:	DESIGNED BY:	CHECKED BY:	Eng. Director By:			Date	1401
Eng. M. Adel	Eng. H. Adel	Eng. K. A. (Zaid)	Eng. O. (Zaid)			Scale :	Not to Scale
						All Dimension	(Cm)




Section D-D

هذا المخطط هو اقتراح أولي
 ولا يضمن دقة الأبعاد
 ولا يضمن توافقها مع
 المخططات الأخرى
 في المشروع

All Dimension Are in cm

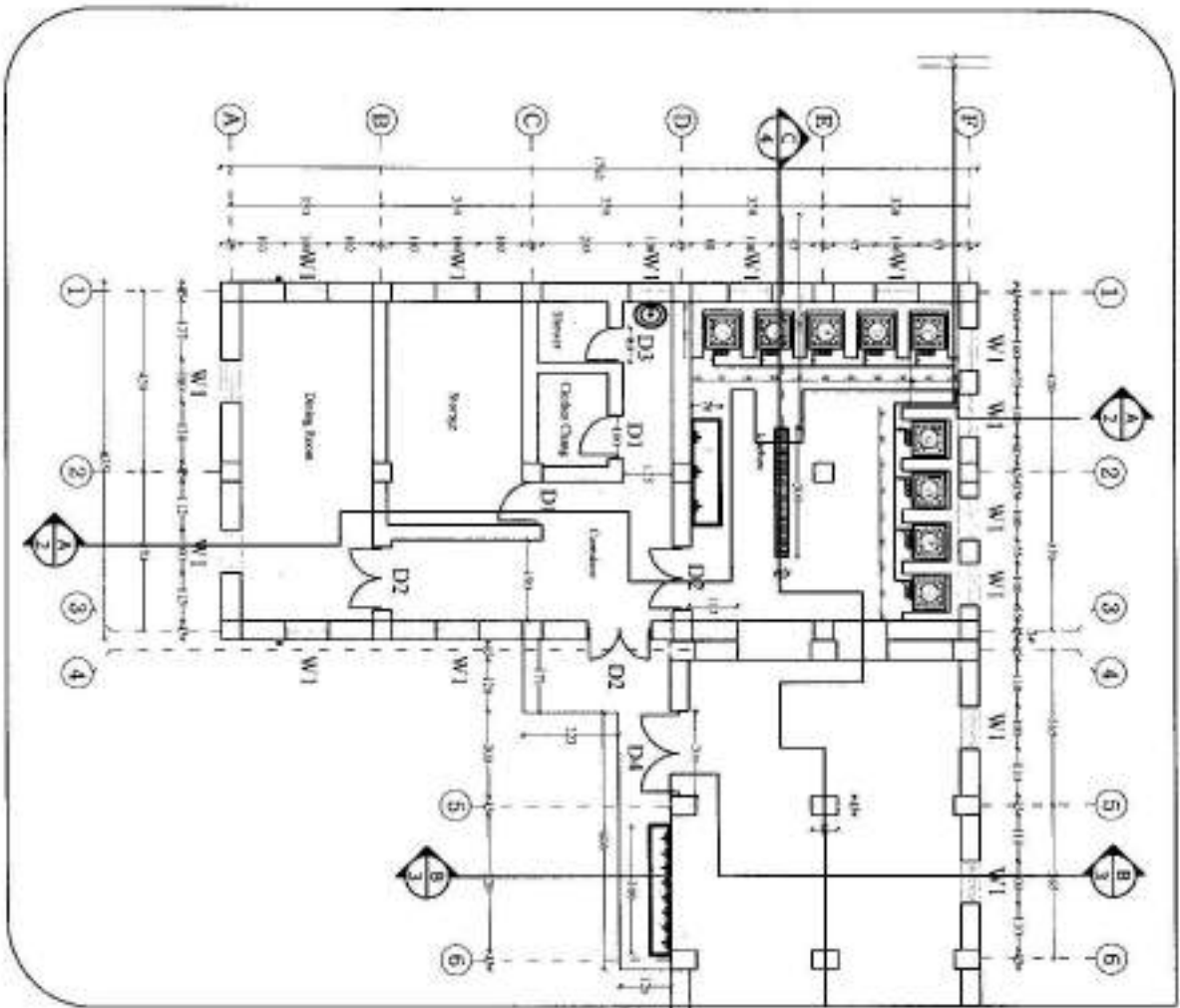
MINISTRY OF DEFENSE (CONSTRUCTION PROPERTY MANAGEMENT DEPARTMENT/ENGINEERING SECTION)				DEPARTMENT	PROJECT NAME	Drawing Title	Section D-D
						Sheet No	004
DRAWING BY: Eng. M. Arif	DESIGNED BY: Eng. M. Auf	CHECKED BY: Eng. Kh. A. (Signature)	Eng. Directed By: Eng. O. (Zaland)	Architectural	Kitchen & Dining Room.	Date	1401
						Scale :	Not to Scale
						All Dimension	(Cm)

ROOF PLAN



All Dimension Are in cm

MINISTRY OF DEFENSE				DEPARTMENT	PROJECT NAME	Drawing Title	Roof Plan
CONSTRUCTION PROPERTY MANAGEMENT DEPARTMENT/ENGINEERING SECTION						Sheet No	005
DRAWING BY	DESIGNED BY	CHECKED BY	Eng. Directed By:	Architectural	Kitchen & Dining Room.	Date	1401
Eng. M. Arif	Eng. M. Arif	Eng. Kh. A. (Signatures)	Eng. O. (Zaland)			Scale :	Not to Scale
						All Dimension	(Cm)



A

Detail A

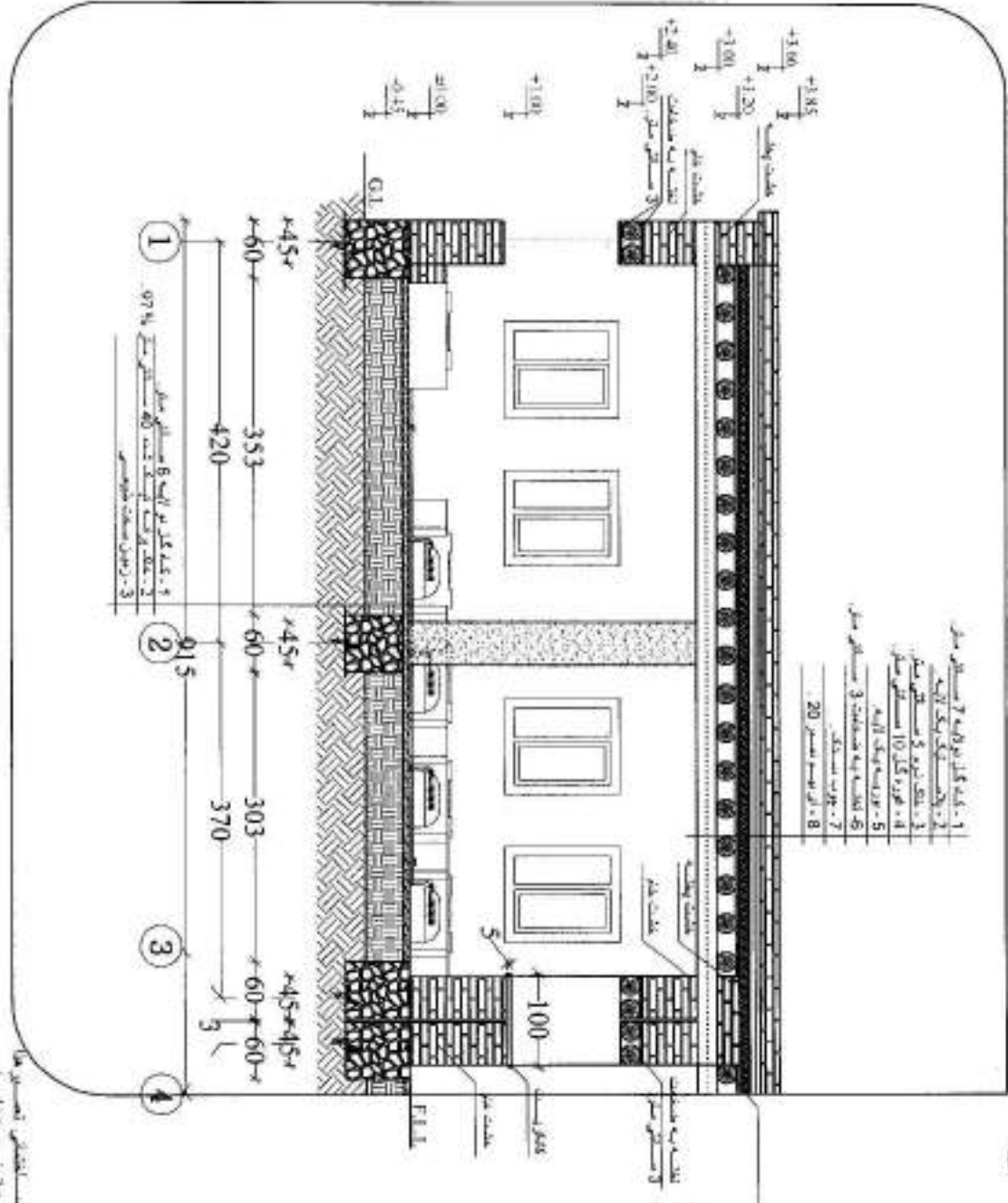
تم إعداد هذا المخطط المعماري
على أساس المخطط المعماري رقم 2/2000
الموافق 2000م الموافق 2000م

All Dimension Are in cm



MINISTRY OF DEFENSE				Drawing Title	Detail A
CONSTRUCTION PROJECT MANAGEMENT DEPARTMENT (ENGINEERING SECTION)				Sheet No	006
DRAWING BY:	DESIGNED BY:	CHECKED BY:	Eng. Directed By:	Date	1401
Eng. M. Amr	Eng. M. Amr	Eng. Kh. F. ...	Eng. O. (Zakad)	Scale:	Not to Scale
Architectural & Planning Room.				All Dimension	(Cm)

Detail C



جميع الأبعاد بوحدة المتر
 إنشائية
 إنشائية
 إنشائية

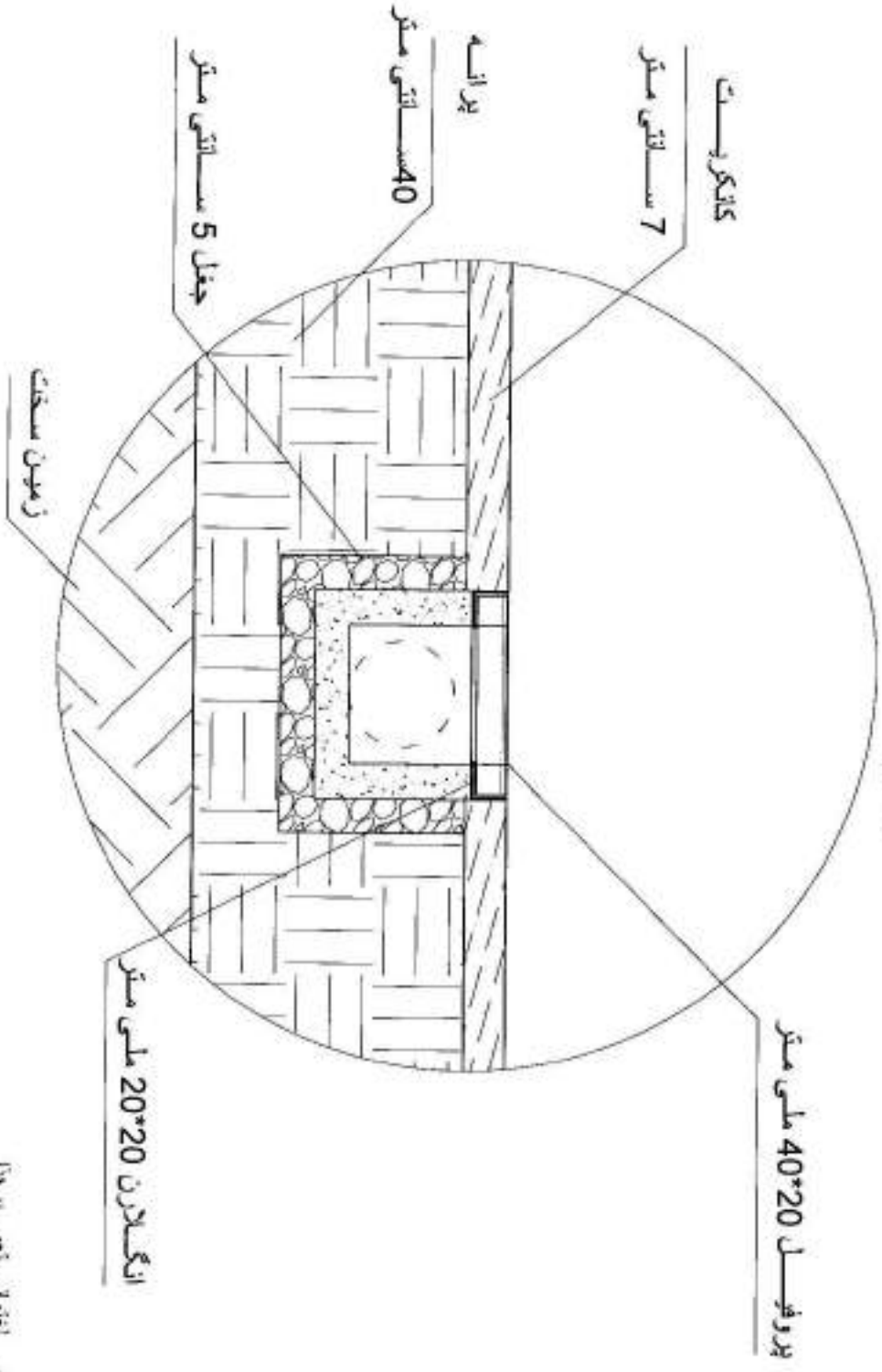
All Dimension are in cm

MINISTRY OF DEFENSE			
CONSTRUCTION PROPERTY MANAGEMENT DEPARTMENT/ENGINEERING SECTION			
DRAWING BY:	DESIGNED BY:	CHECKED BY:	Eng. Directed By:
Eng. M. Arif	Eng. M. Arif	Eng. K. (15/10/2015)	Eng. O. (Zaland)



Drawing Title	Detail C
Sheet No	007
Date	1401
Scale	Not to Scale
All Dimension	(Cm)

D



پروفیل 20*20 ملی میٹر

کالیبریت
7 سائلی میٹر

پرانہ

40 سائلی میٹر

جفل 5 سائلی میٹر

زیمون مسکت

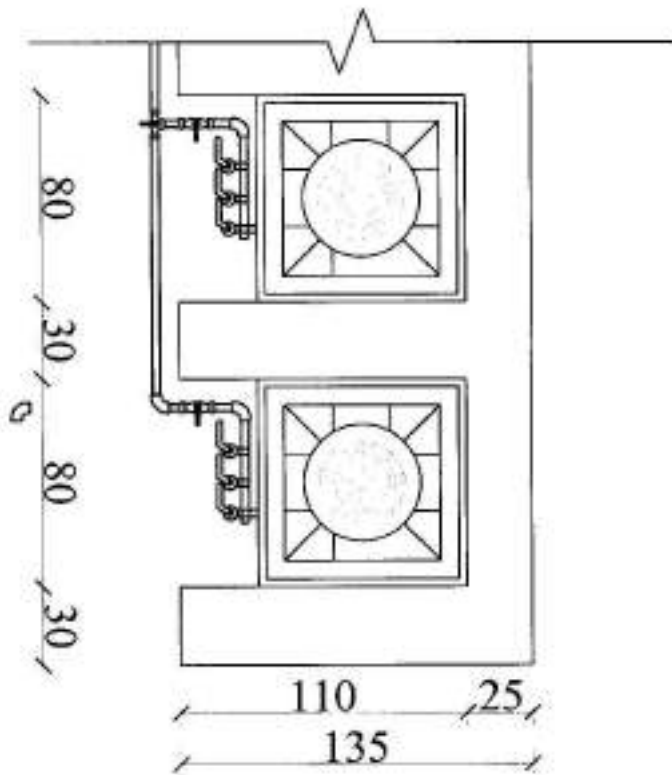
انگیٹلارن 20*20 ملی میٹر

نوٹ :
تمام امور ات ساختگی تصویر ہذا
بعد از تالیفہ الجسور دیوار اسٹیل
ساختمان کابلہ تطبیق مینہا۔


All Dimension Are in cm



MINISTRY OF DEFENSE				DEPARTMENT PROJECT NAME	Drawing Title	Detail D
CONSTRUCTION PROPERTY MANAGEMENT DEPARTMENT(ENGINEERING SECTION)					Sheet No	008
DRAWING BY:	DESIGNED BY:	CHECKED BY:	Eng: Director By:	Date	1401	
Eng: M. Arif	Eng: M. Arif	Eng: K. A. (Phans)	Eng: O. (Zaland)	Scale :	Not to Scale	
				Architectural	Kitchen & Dining Room.	All Dimension (Cm)



Plan of Propane Stove



Isometric View

All Dimension Are In Cm.

MINISTRY OF DEFENSE					Drawing Title: H-Plan & View
CONSTRUCTION PROJECTS AND REPAIRS DEPARTMENT (ENGINEERING SECTION)					Sheet No: 009
DRAWING BY: Eng. H. Far	DESIGNED BY: Eng. H. Far	CHECKED BY: Eng. H. Far	Engineer Disclosed BY: Eng. H. Far	Architectural	Date: 1401
					Scale: Not to scale

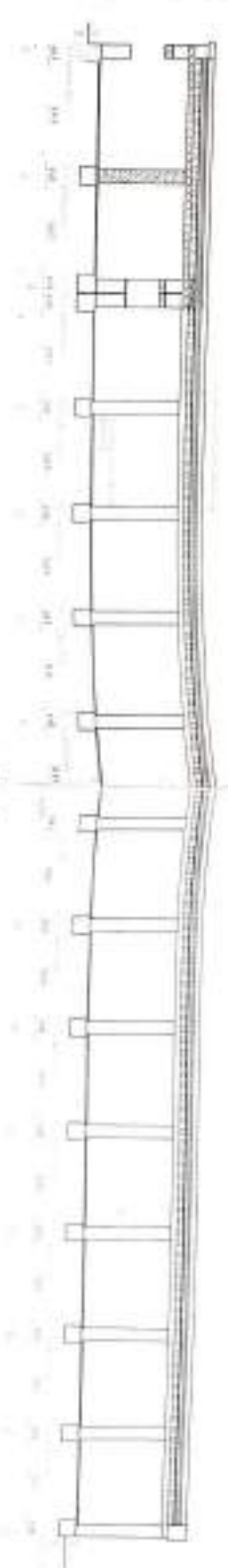
Size of Wooden Doors & Windows with Hardware Define

No	Symbol	(W & H)	Area	Nos	Total Area	Plan	Shape	Material	Hardware
1	D1	(1.00x2.20)	2.20m ²	2	4.4m ²			Wooden	Hinge ⁴ Doorlock ⁴
2	D2	(1.50x2.20)	3.3m ²	3	9.9m ²			Wooden	Hinge ⁴ Doorlock ⁵
3	D3	(0.80x1.60)	.45m ²	1	1.28m ²			Wooden	Hinge ⁴ Doorlock ⁴
4	D4	(2.00x2.20)	4.4m ²	2	8.8m ²			Wooden	Hinge ⁴ Doorlock ⁵
5	W1	(1.00x1.20)	1.2m ²	34	40.8m ²			Wooden	Hinge ⁴ Hand Hold ⁴

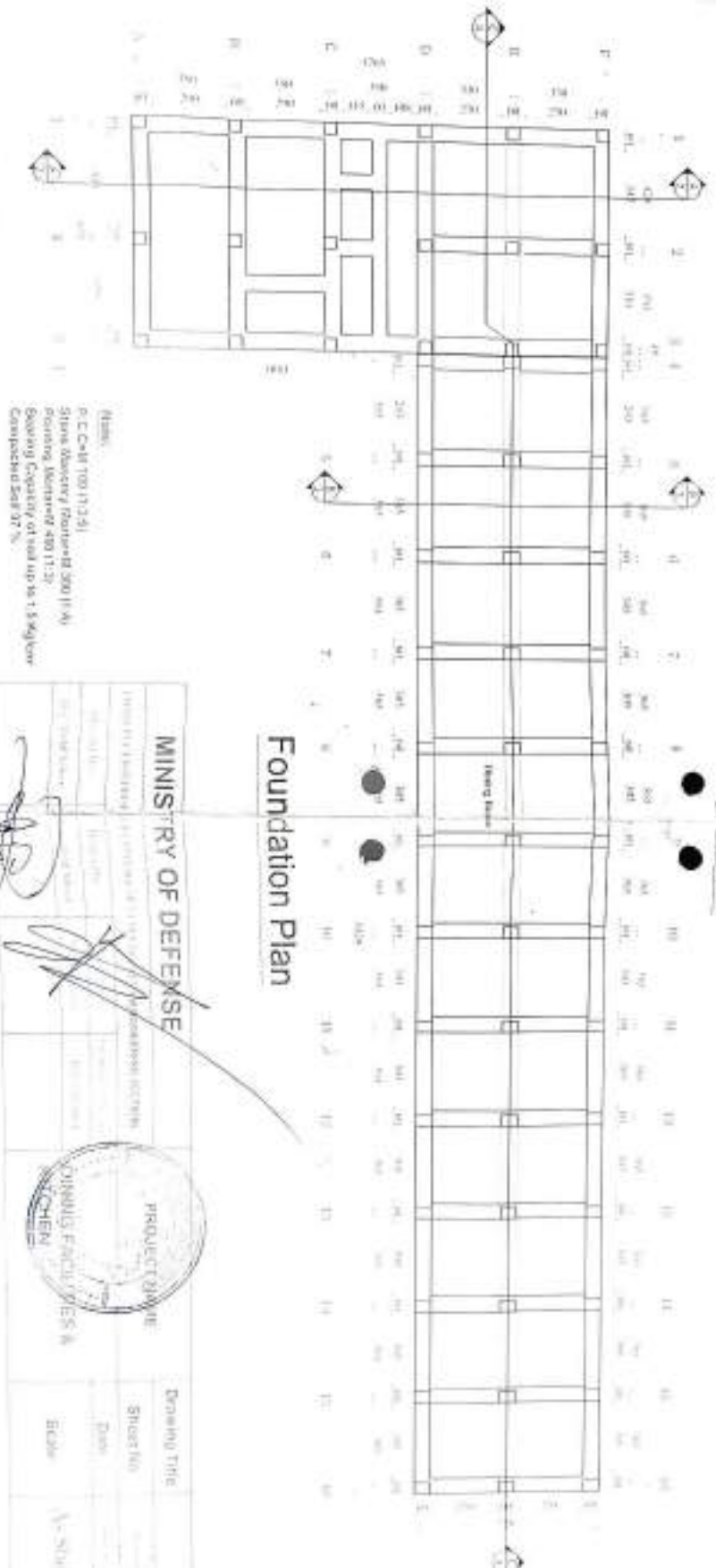
Schedule of, Door & Windows hardware

10/11/2017 11:52:27

MINISTRY OF DEFENSE				 DEPARTMENT OF ARCHITECTURE ARCHITECTURAL Kitchen & Dining Room	Drawing Title	Schedule of D & W hardware
CONSTRUCTION PROPERTY MANAGEMENT DEPARTMENT(ENGINEERING SECTION)					Sheet No	010
DRAWING BY:	DESIGNED BY:	CHECKED BY:	Eng. Directed By:	Date	1401	
Eng.M. Amir	Eng.M. Amir	Eng. Khuram	Eng. O. Zahed	Scale :	Not to Scale	
				All Dimension	(Cm)	



Section D-D



Found. Plan

Notes:
 P.C. C-18 (100/11/2.5)
 Slabs Slabway Reinforced 300 (1.4)
 Reinforcing Bars 400 (1.2)
 Bearing Capacity of soil up to 1.5 kg/cm²
 Compacted Soil 37 %

MINISTRY OF DEFENSE PROJECT NAME:		Drawing Title	
		Sheet No.	
DESIGNER: [Signature] CHECKER: [Signature]		Date:	
		Scale:	As-shown
PROJECT NAME: [Circular Stamp] CHENG CHEN			



16

د افغانستان اسلامي امارت

د ملي دفاع وزارت

د ودانيزو او ملڪيتونو چارو رياست

د انجنيرۍ عمومي مديريت

Ministry of Defense

Construction Property Management Department (C.P.M.D)

(Engineering Section)

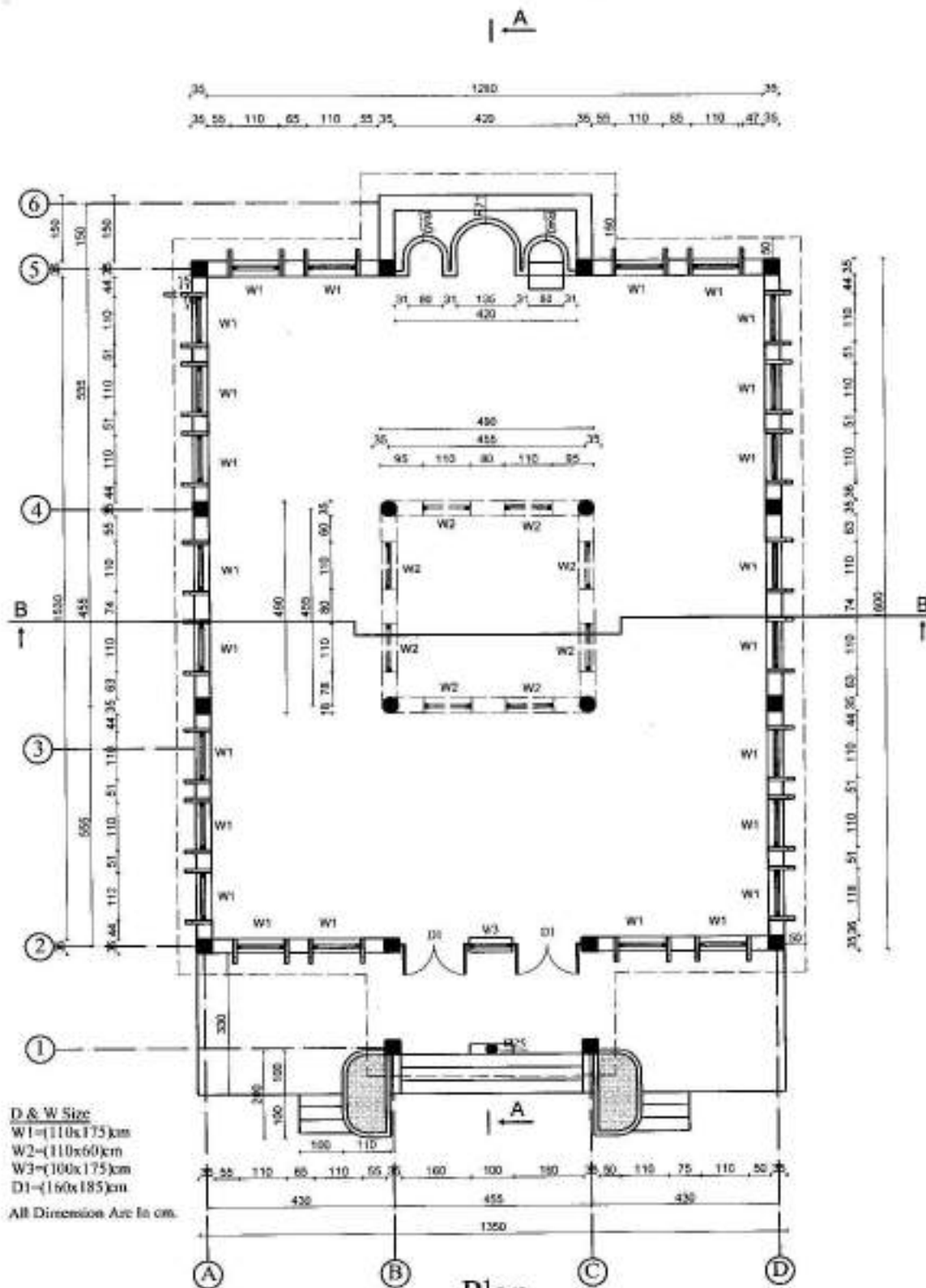
Project Name: Mosque

Year: 1443

د پروژې نوم: 300 گيز جو مات

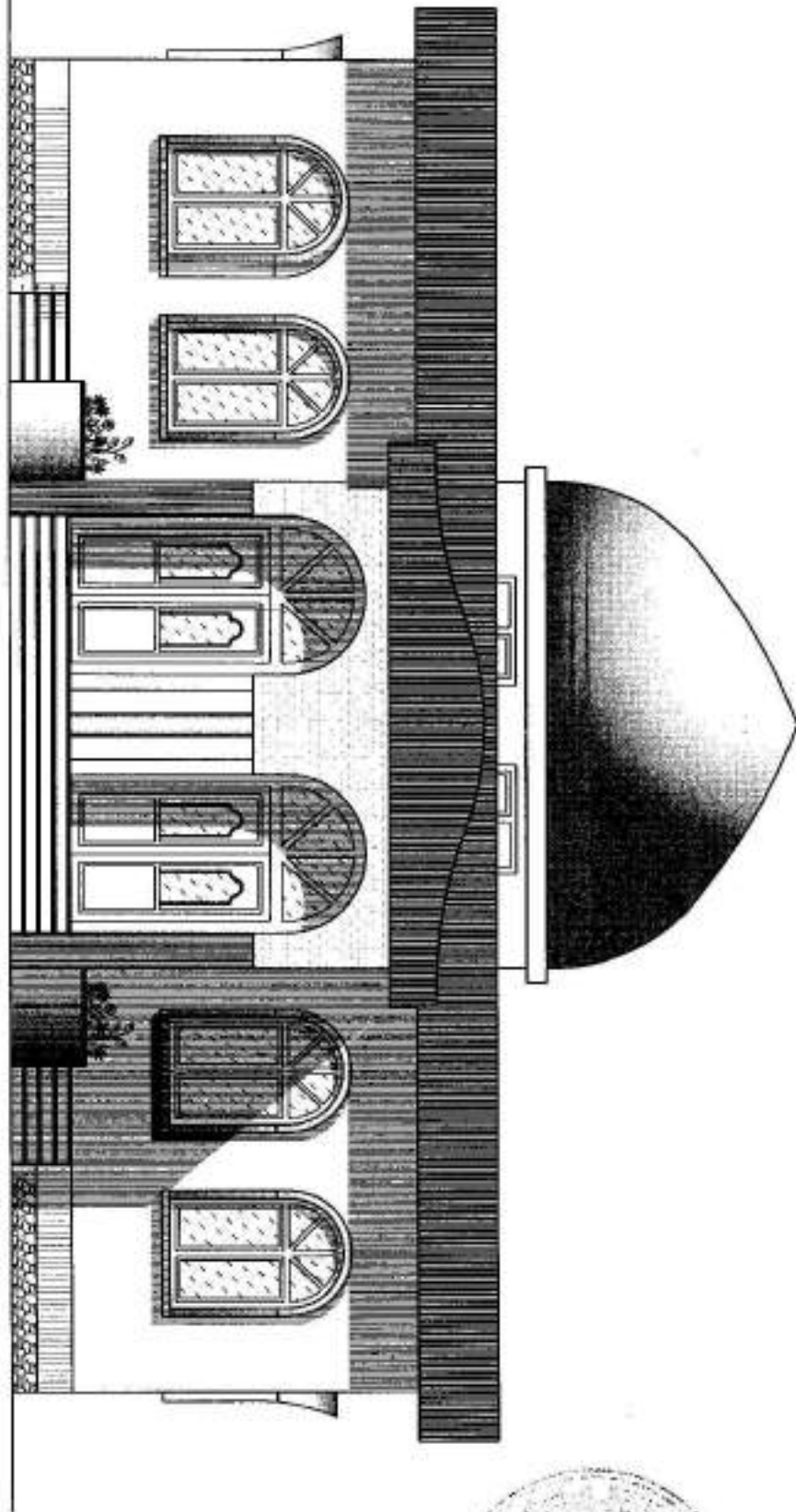
کل: 1443





MINISTRY OF DEFENSE		PROJECT NAME		Drawing Title	Plan		
				Sheet No	1/6		
CONSTRUCTION PROJECT MANAGEMENT DEPARTMENT (ENGINEERING SECTION)				Date:	-1443		
Drawing By Eng. Raouf	Designed By Eng. Raouf			Checked By Eng. Khorsheed Ah	Engineering Director Eng. Arfanallah(Zaland)	Scale:	Not to scale
Mosque							

Front Elevation



MINISTRY OF DEFENSE

CONSTRUCTION PROJECT MANAGEMENT DEPARTMENT (ENGINEERING SECTION)

PROJECT NAME

Drawing Title Elevation

Sheet No 2
6

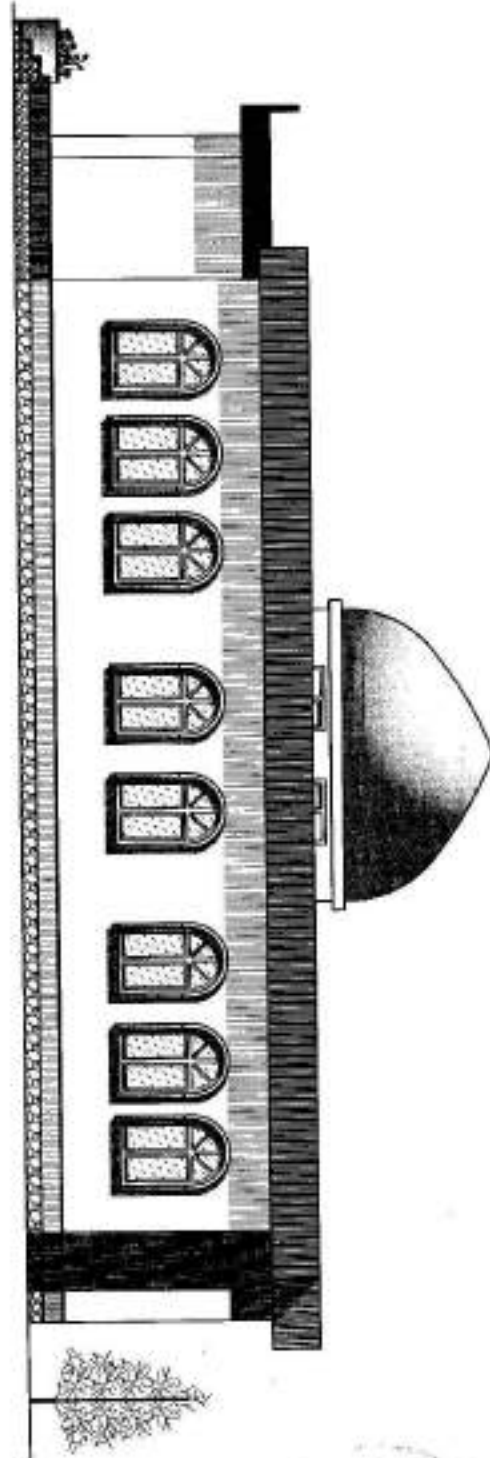
Drawing By Eng. Raouf	Designed By Eng. Raouf	Checked By Eng. Kh. Sh. Ab.	Engineering Director Eng. Arfanatah(Zaland)
--------------------------	---------------------------	--------------------------------	--

Date: - -1443

Mosque

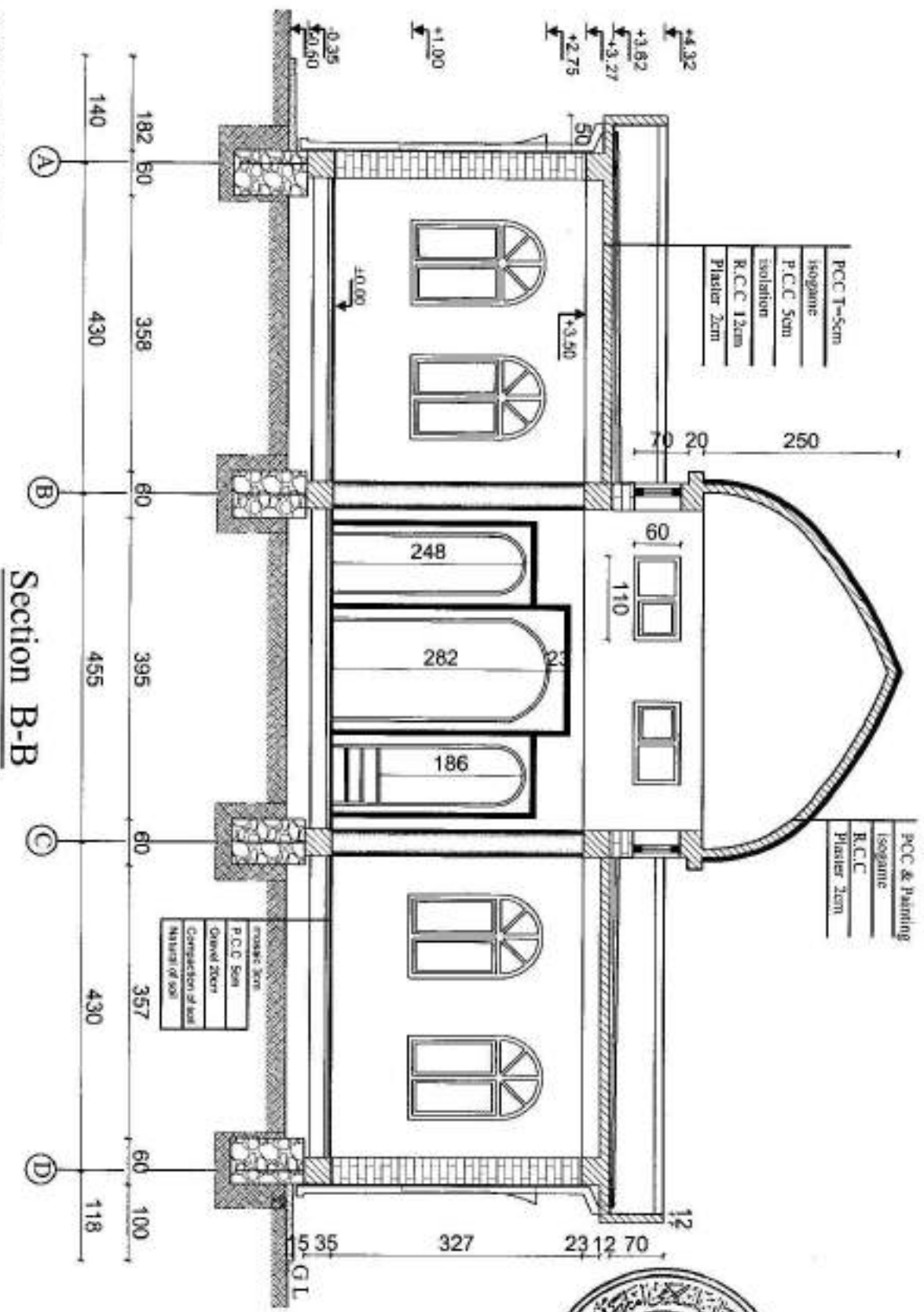
Scale: Not to scale

Side Elevation



MINISTRY OF DEFENSE		PROJECT NAME	Drawing Title	Elevation
CONSTRUCTION PROPERTY MANAGEMENT DEPARTMENT (ENGINEERING SECTION)			Sheet No	3/6
Drawing By Eng. Raouf	Designed By Eng. Raouf	Mosque	Date:	-1443
Checked By Eng. Khomayseh	Engineering Director Eng. Armanafsh (Zalasad)		Scale:	Not to scale

All Dimension Are In cm.



Section B-B

MINISTRY OF DEFENSE

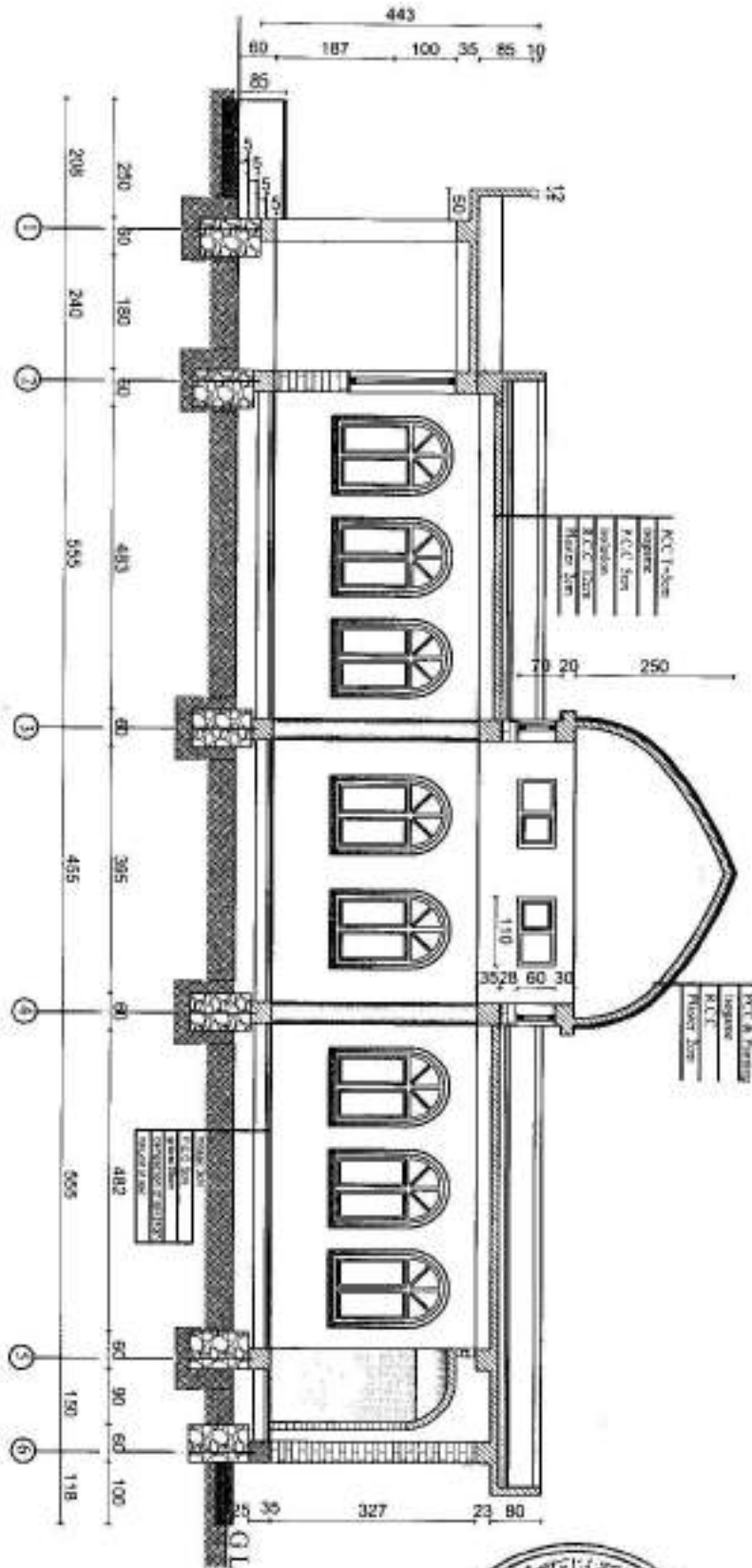
CONSTRUCTION PROJECT MANAGEMENT DEPARTMENT (ENGINEERING SECTION)

Drawing By Eng. Raouf	Designed By Eng. Raouf	Checked By Eng. Kadir	Engineering Director Eng. Arfanallah (Zaland)
--------------------------	---------------------------	--------------------------	--



Drawing Title	Section
Sheet No	4/6
Date:	- - 1443
Scale:	Not to scale

All Dimension Are In cm.



MINISTRY OF DEFENSE

CONSTRUCTION PROPERTY MANAGEMENT DEPARTMENT (ENGINEERING SECTION)

Drawing By *[Signature]*
Eng. Raouf

Designed By *[Signature]*
Eng. Raouf

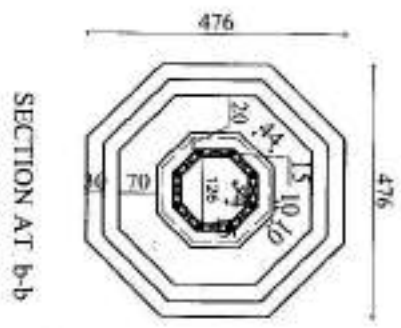
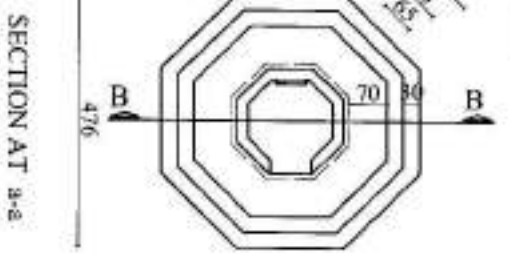
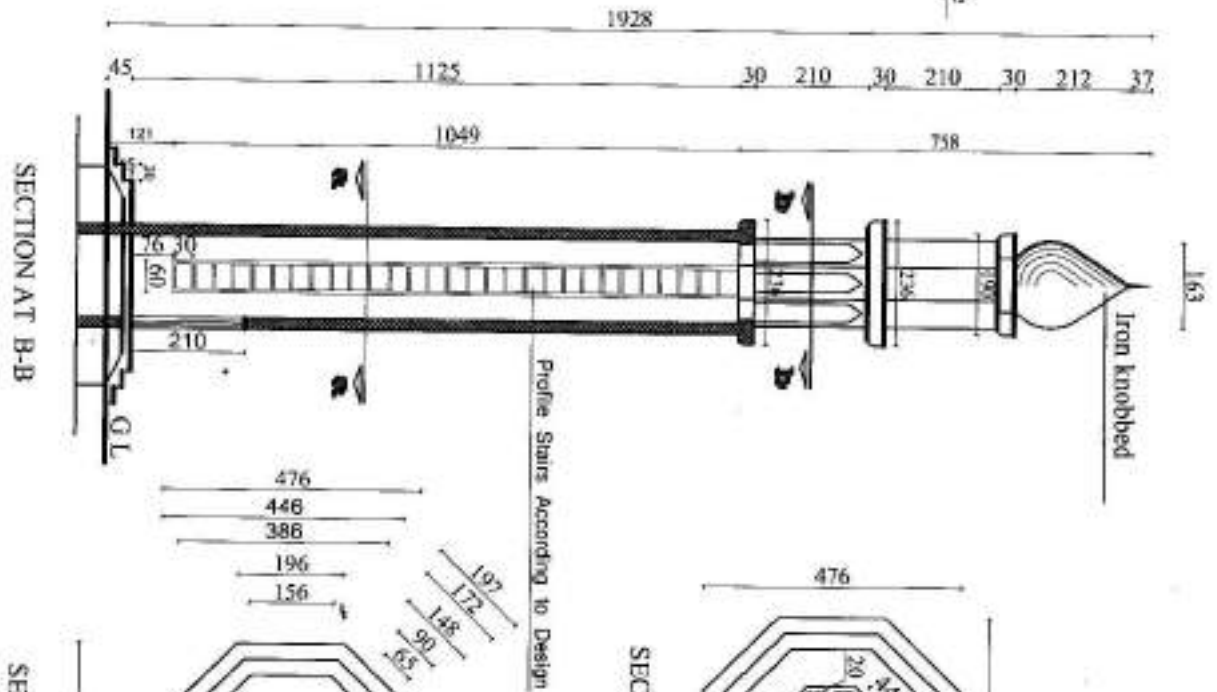
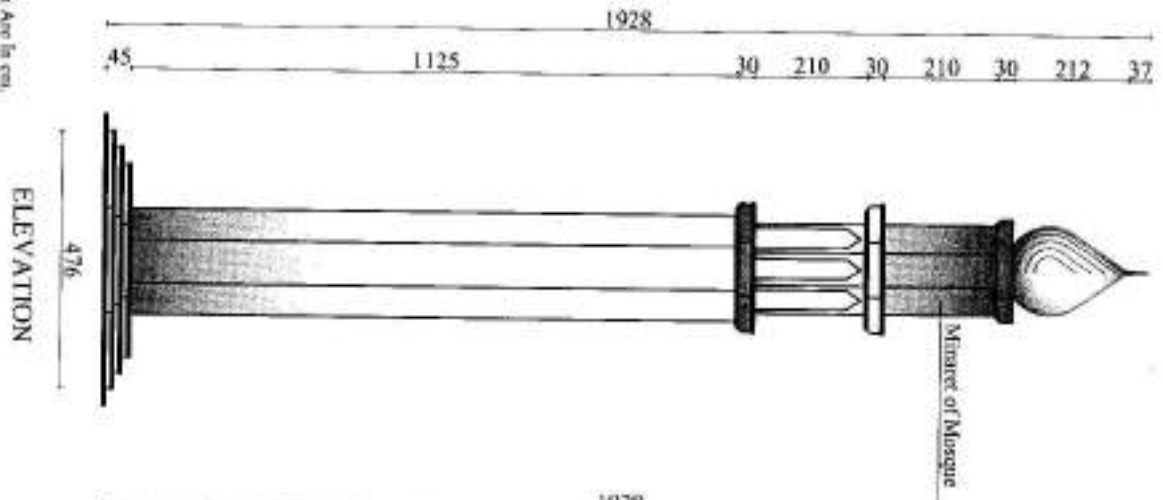
Checked By *[Signature]*
Eng. KherShadi

Engineering Director
Eng. Artanallah(Zalano)



Drawing Title	Section
Sheet No	5/6
Date:	- 1443
Scale:	Not to scale

All Dimension Are In cm.



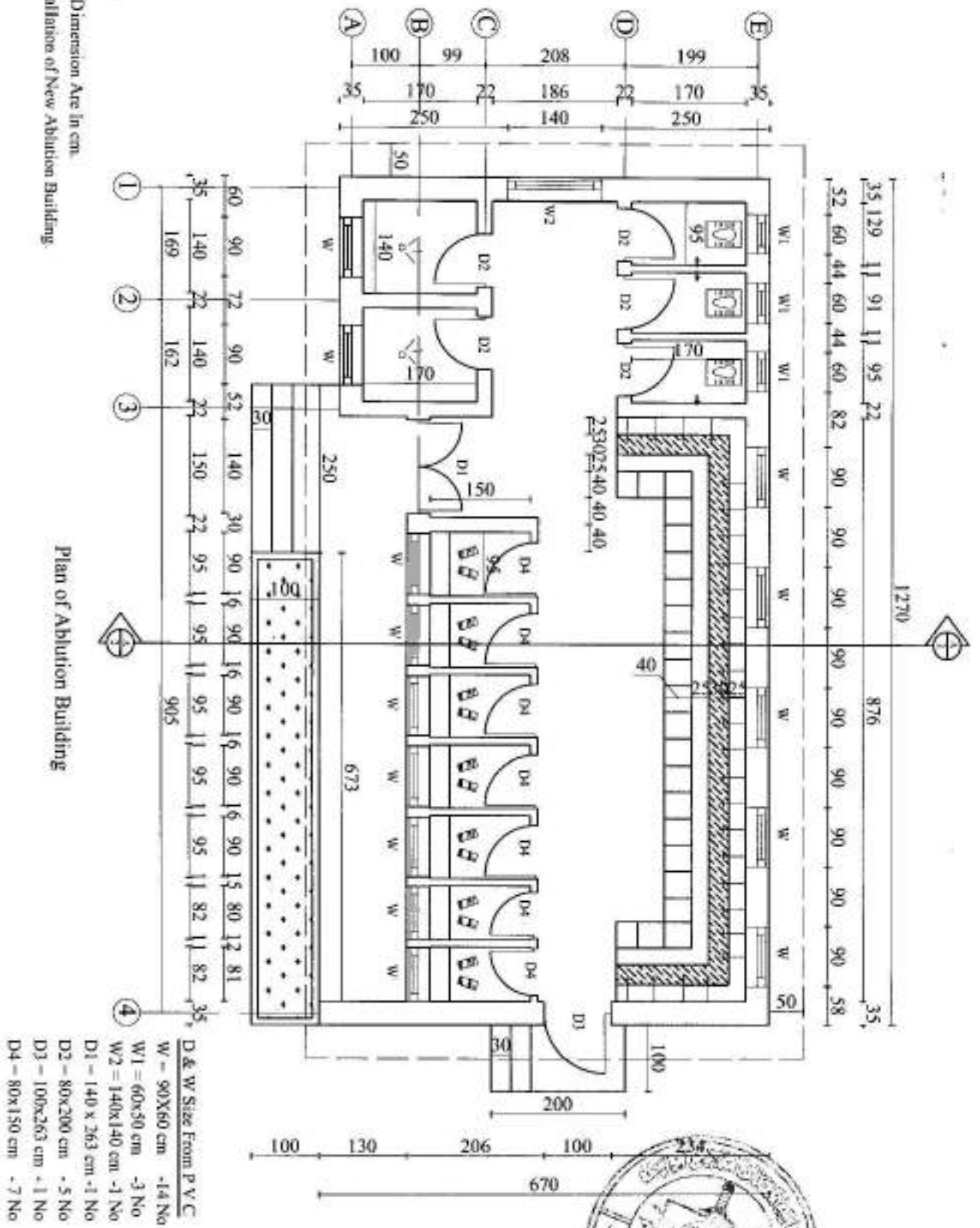
MINISTRY OF DEFENSE			
CONSTRUCTION PROPERTY MANAGEMENT DEPARTMENT (ENGINEERING SECTION)			
Drawing By Eng Raouf	Designed By [Signature]	Checked By Eng. [Signature]	Engineering Director Eng Artanafah(Zaland)



Drawing Title	
Sheet No	6/6
Date:	- -1443
Scale:	Not to scale

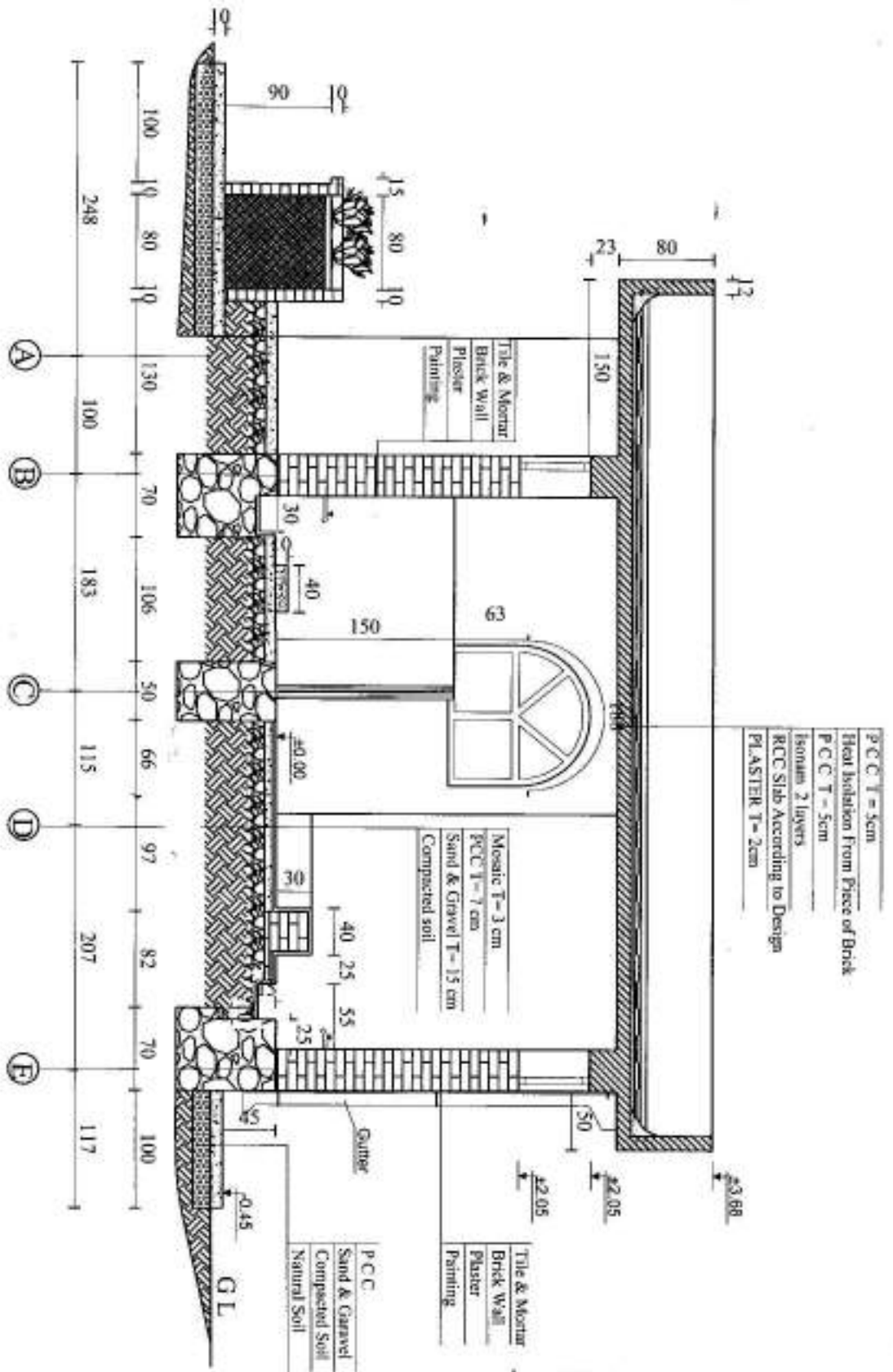
Note :
 1 - All Dimension Are In cm.
 2 = Installation of New Ablution Building.

Plan of Ablution Building



- D & W Size From P.V.C
- W - 90X60 cm - 14 No
 - W1 - 60x50 cm - 3 No
 - W2 - 140x140 cm - 1 No
 - D1 - 140 x 263 cm - 1 No
 - D2 - 80x200 cm - 5 No
 - D3 - 100x263 cm - 1 No
 - D4 - 80x150 cm - 7 No

MINISTRY OF DEFENSE CONSTRUCTION PROJECTS MANAGEMENT DEPARTMENT (ENGINEERING SECTION)		Department	PROJECT NAME	Drawing Title	FRONT BLUYAWON
		Architectural Drawings	New Ablution Building	Sheet No	A001
Drawing By	Checked By	Engineering Director	Date:		
Eng. Ruzul	Eng. Erlan alah (Zaland)	Eng. Erlan alah (Zaland)	Scale:		



- P.C.C T = 5cm
- Heat Insulation From Piece of Brick
- P.C.C T = 5cm
- Isolam 2 layers
- RCC Slab According to Design
- PLASTER T = 2cm

- Mosaic T= 3 cm
- P.C.C T= 7 cm
- Sand & Gravel T= 15 cm
- Compacted soil

- P.C.C
- Sand & Gravel
- Compacted Soil
- Natural Soil


SECTION A-A

Note :
 1 = All Dimension Are in cm.
 2 = Installation of New Ablation Building.

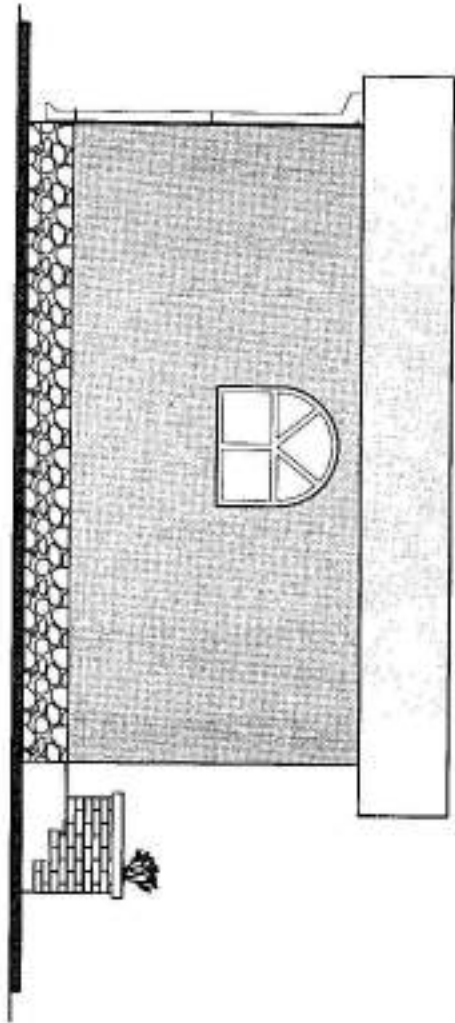
MINISTRY OF DEFENSE		Department	PROJECT NAME	Drawing Title	FROM SURVEYOR
				Sheet No	A002
CONSTRUCTION PROJECT MANAGEMENT DEPARTMENT (ENGINEERING SECTION)		Architectural Drawings	New Ablation Building	Date:	
Drawing By Erg. Raouf	Checked By Erg. Hani			Engineering Director Erg. Erfan alah (Zaid)	Scale:

Note:
 1 - All Dimensions Are In cm.
 2 - Installation of New Aluhuen Building.

FRONT ELEVATION



SIDE ELEVATION



MINISTRY OF DEFENSE

CONSTRUCTION PROJECT MANAGEMENT DEPARTMENT (ENGINEERING SECTION)

Drawing By: *[Signature]* Checked By: *[Signature]* Engineering Director: Eng. Eran Allah (Zaland)

Department

Architectural Drawings



Drawing Title: FRONT ELEVATION

Sheet No: A003

Date:

Scale:

Not to scale

6



دافغانستان اسلامي امارت

دودانيزو او ملكيتونو چارورياست


د انجنيري عمومي مديريت

Ministry of Defiance

Construction Property Management Department (C.P.M.D)

(Engineering Section)

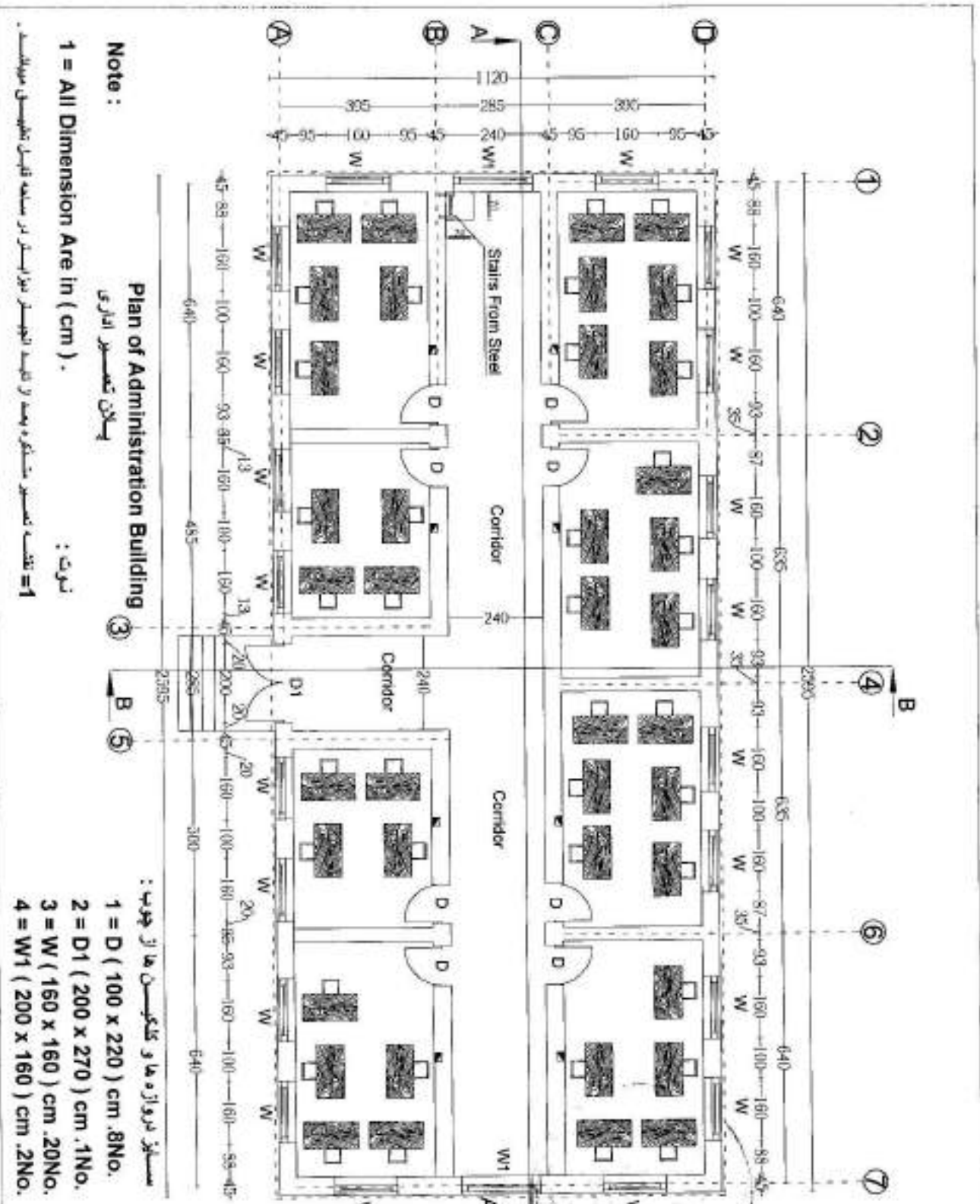
Project Name: Administration Building



Year: 1400

پروژه نوم: د اداري تعمير

کال: 1444 /



Note :
 مقياس الرسم المعماري
Plan of Administration Building

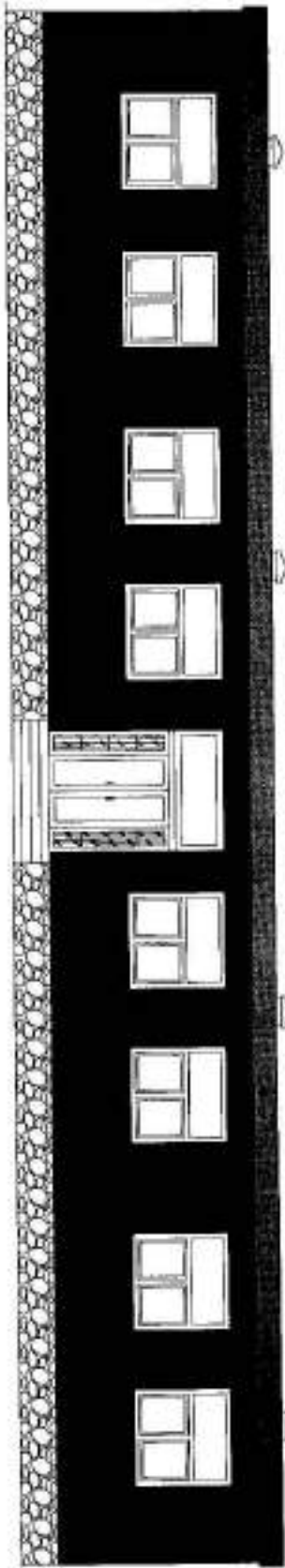
1 = All Dimension Are in (cm).

تبرکت :
 1 = نقشه معماری ساختمان مدیریت

- مستند پروژه های مهندسی و معماری :
- 1 = D (100 x 220) cm .8No.
 - 2 = D1 (200 x 270) cm .1No.
 - 3 = W (160 x 160) cm .20No.
 - 4 = W1 (200 x 160) cm .2No.

MINI ENGINEERING CONSTRUCTION PROPERTY MANAGEMENT DEPARTMENT (ENGINEERING, SURVEY) Drawing By: Eng. M. Haroon Designed By: Eng. M. Haroon Checked By: Eng. Khairat Shaker Engineering Director: Eng. Afzalulh Zaid		Department: Architecture Project Name: Administration Building	Drawing Title: Sheet No: A001 Date: Scale:	Not to scale
		Drawing Title: Administration Building		

نمای مقابل
Front Elevation

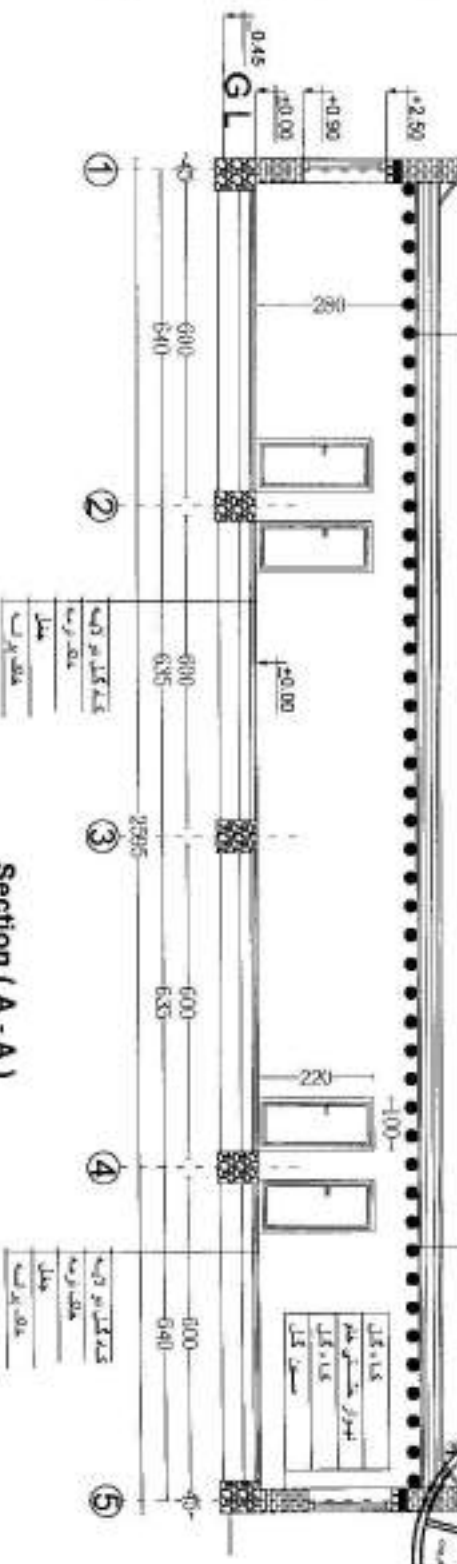


MINIS		ENGINEERING		Department	PROJECT NAME	Drawing Title	
CONSTRUCTION PROPERTY MANAGEMENT DEPARTMENT (ENGINEERING SECTION)				Architect	Administration Building	Sheet No	A002 $\frac{2}{6}$
Drawing By	Designed By	Checked By	Engineering Director			Date:	
Eng. M. Haroon	Eng. M. Haroon	Eng. M. Haroon	Eng. Arfanallah Zafar			Scale:	Not to scale

(Handwritten signatures and initials)

تخته سقف طرز فوق درجه
(60 x 80 x 6) cm

کدام کلان درجه	کدام کلان درجه
پوشش سقف	پوشش سقف
مقطع درجه	مقطع درجه
T = 10cm	T = 10cm
سقف درجه	سقف درجه
T = 2cm	T = 2cm
سقف درجه	سقف درجه



کدام کلان درجه	کدام کلان درجه
پوشش سقف	پوشش سقف
مقطع درجه	مقطع درجه
T = 10cm	T = 10cm
سقف درجه	سقف درجه
T = 2cm	T = 2cm
سقف درجه	سقف درجه

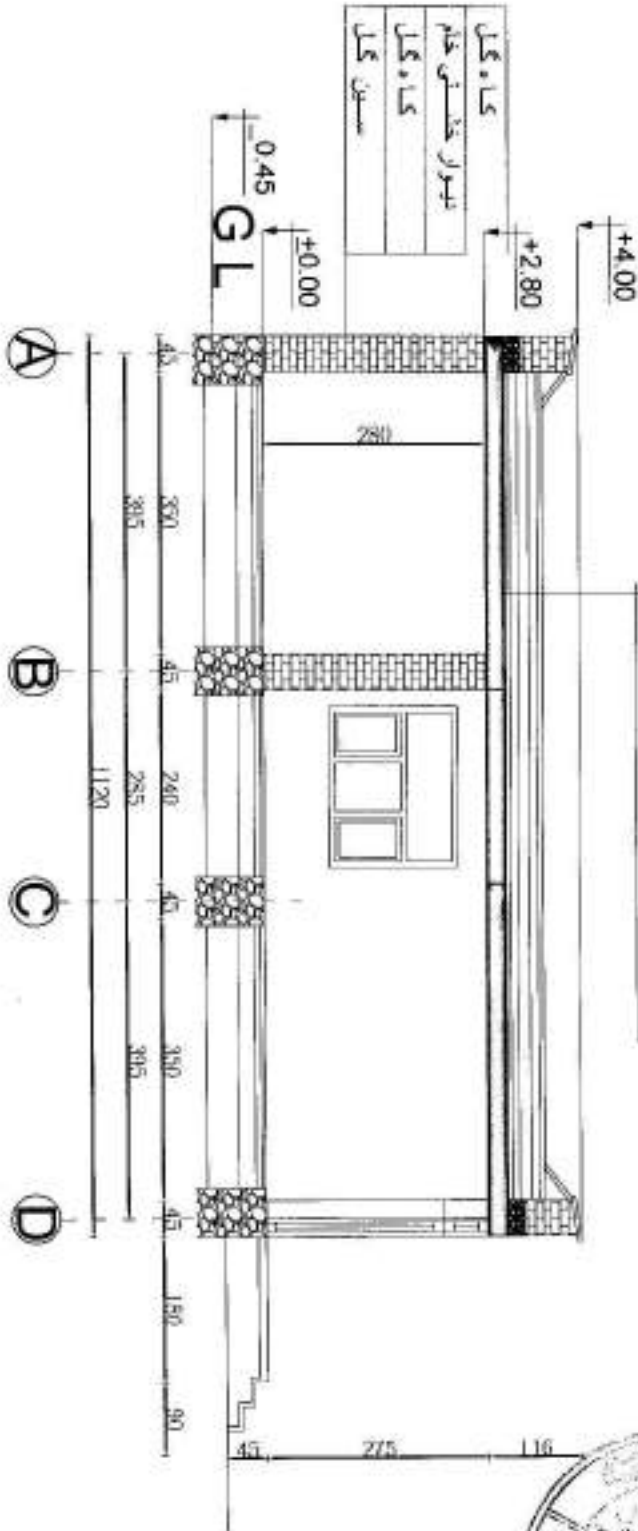


Section (A - A)
مقطع

- سیستم تیرزازه ها و ستون ها از چوب است :
- 1 = D (100 x 220) cm .8No.
 - 2 = D1 (200 x 270) cm .1No.
 - 3 = W (160 x 160) cm .20No.

نوت :
1 = نقشه معماری مشرفه بوده از تهیه انجمنسازان بر سر مساحت اولیه نظیر سازه

MINIS		FINISH		Department	PROJEC KAMR	Drawing No	WOOD
CONSTRUCTION PROJECTS MANAGEMENT DEPARTMENT (ENGINEERING SECTION)				Architect	Administration Building	Sheet No	4/6
Drawing By	Designed By	Checked by	Engineering Director	Date:	Scaler:	Not to scale	
Eng. M. Harnon	Eng. M. Harnon	Eng. K. ...	Eng. Arsanallah Zalud				





کاه گل دو لایه
 دیوار خشتی دیوار دو لایه
 خاک نرمه
 غوره گل 10cm
 پشته نی
 بوریسا
 تفتله چوبی 5cm
 پشه محفوظه 65 مسافتی متر

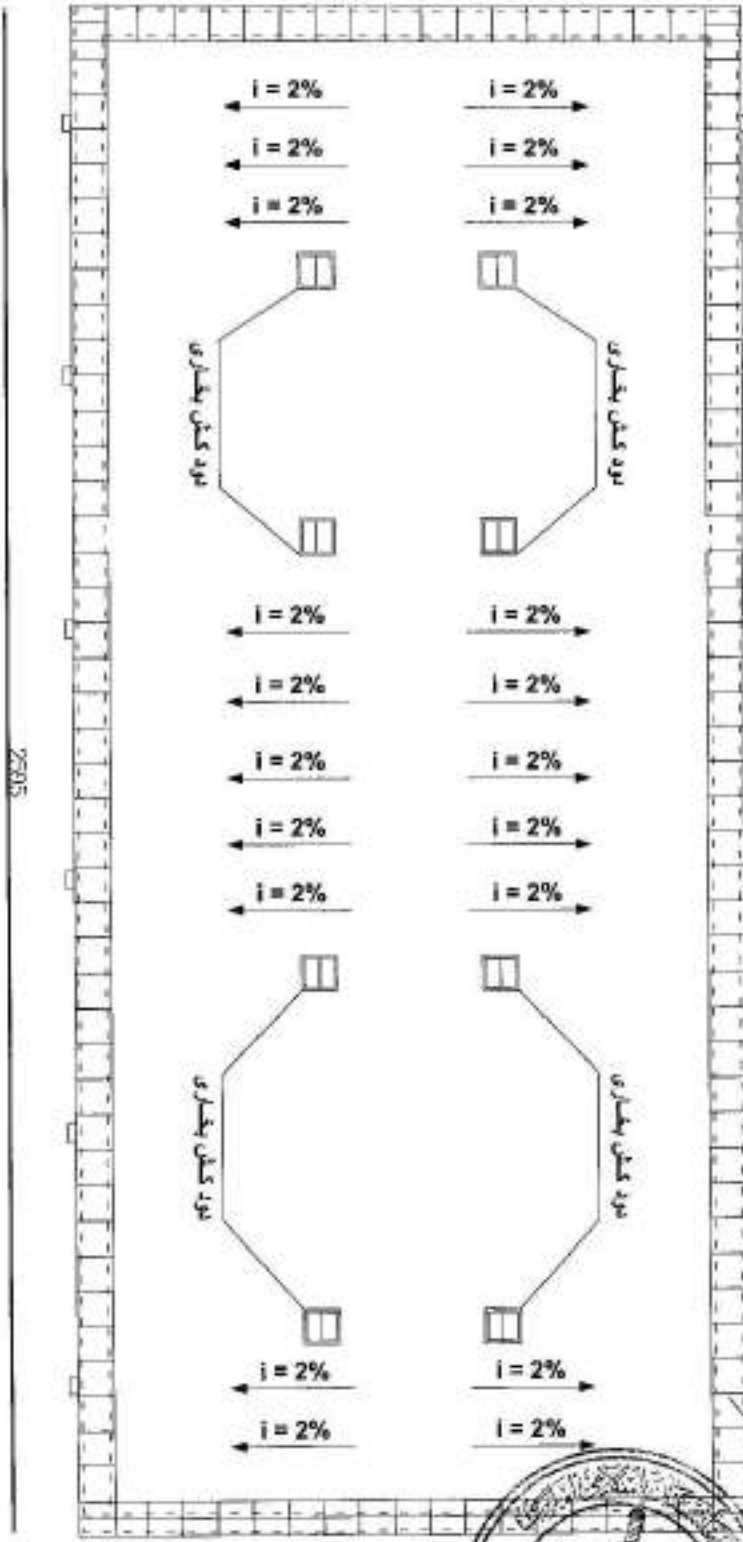
مقطع (B - B) Section (B - B)



MINISTRY OF PUBLIC WORKS AND URBAN PLANNING		Department	PROJECT NAME	Drawing Title	A005 <table border="1"><tr><td>3</td><td>0</td></tr></table>	3	0
3	0						
CONSULTING PROPERTY MANAGEMENT DEPARTMENT (ENGINEERING SECTION)		Architect	Administration Building	Sheet No			
Drawing By	Designed By	Checked By	Engineering Director	Date:	Not to scale		
Eng. M. Haroon	Eng. M. Haroon	Eng. H. Alsharif	Eng. Arbazah Zaid	Scale:			

1120



شماره بر این چتر 24 گویج برای این پیش 5 ملی

تقدیم سقف 60 در 60 سستی مگر اطراف خرده بلم

Roof Plan
پلان بام تقسیم آباری



MINIS				Department		Drawing Title	
CONSTRUCTION PROPERTY MANAGEMENT DEPARTMENT (ENGINEERING SECTION)				Architecture		Sheet No	
Drawing By		Designed By		Checked By		Date:	
Eng. M. Haroon		Eng. M. Haroon		Eng. Arfanallah Zalani		Scale:	
				Administration Building		Not to scale	



۱۰

د افغانستان اسلامي امارت

د ملي دفاع وزارت

د ودانيزو او ملکيتونو چارو رياست

د انجنيرۍ عمومي مديريت

Ministry of Defense

Construction Property Management Department (C.P.M.D)

(Engineering Section)

د پروژه نوم قومانداني تعمير

Project Name: New Head Quarter



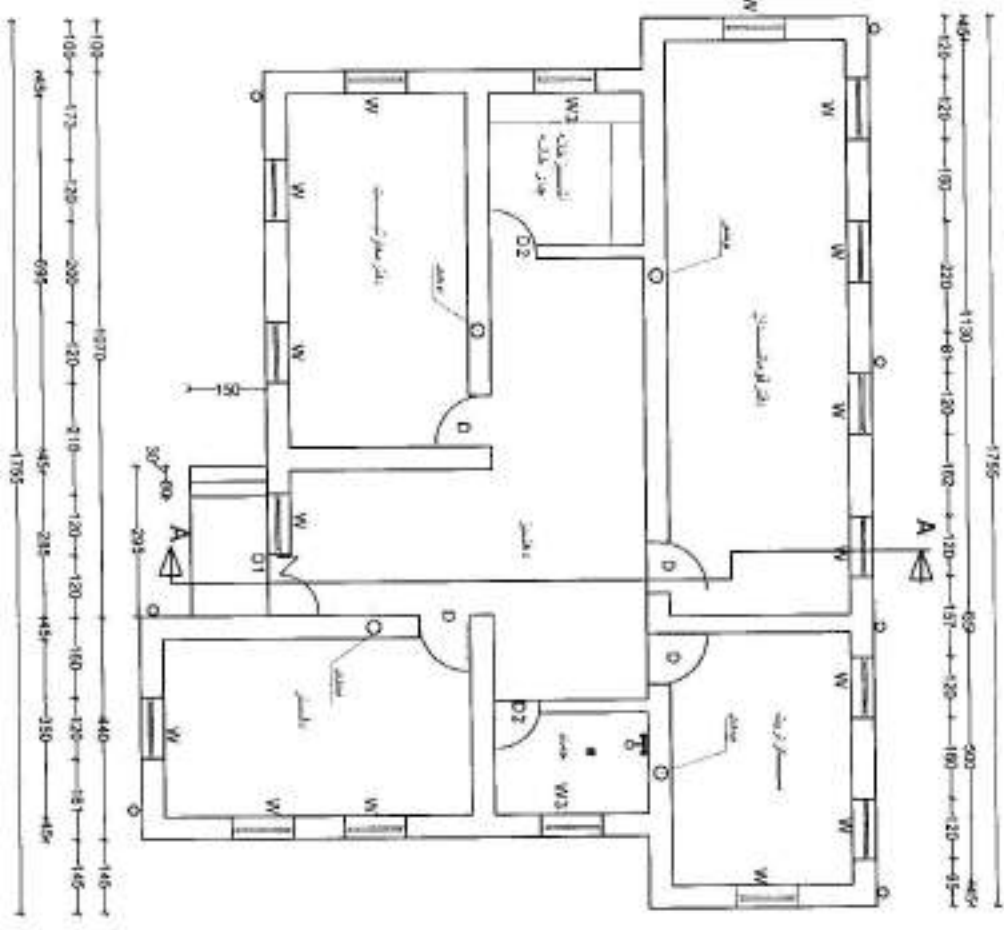

Front Elevation

Year: 1401

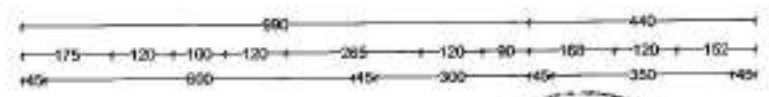
کال: 1401

Door & Window size
 W1=1.5x1.2m
 W1=2x1.3m
 W2=0.8x1.2m
 D=2.4x1m
 D1=2.4x1.2m
 D2=2.4x0.8m
 D3=1.4x0.8m

VI Line-A-Windward From West Side

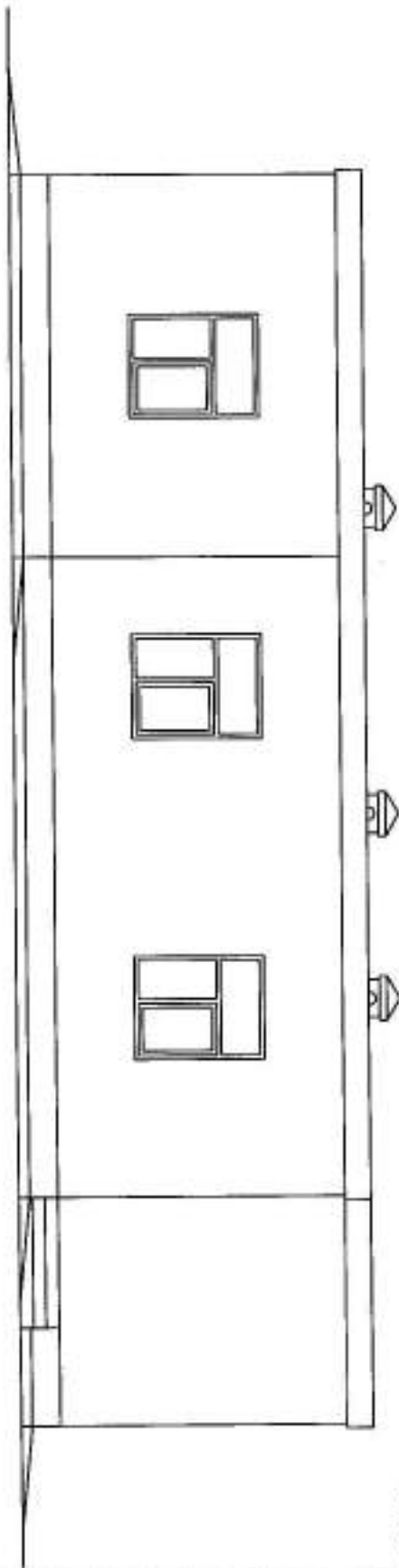


First Floor plan.

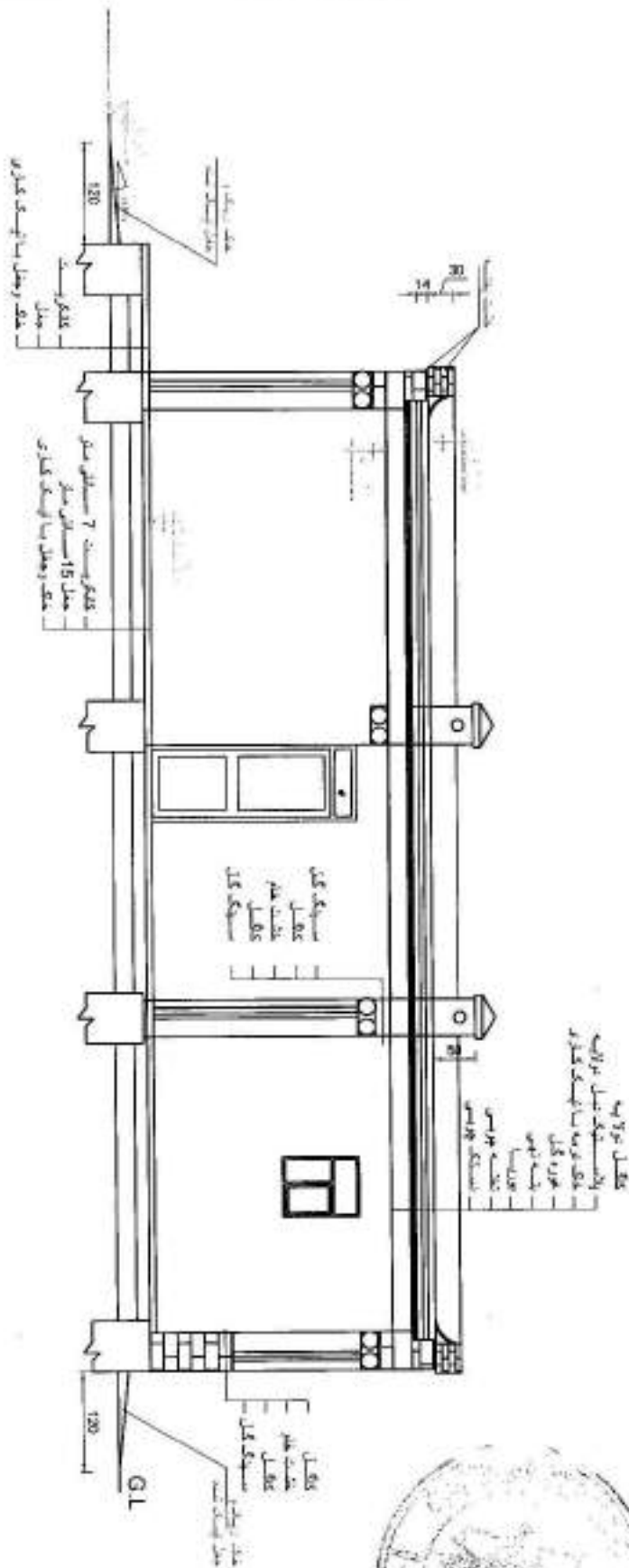


		Department	PROJECT NAME	Drawing Title
CONSTRUCTION MANAGEMENT DEPARTMENT (ENSAH/ENVC/303)		Architectural Drawings	New Head Quarter	Sheet No. A801
Drawing By Eng. Al-Sayid	Checked By Eng. Al-Sayid	Engineer in Charge Eng. Al-Sayid (Zaid)	Date:	Scale: 1:100

FRONT ELEVATION



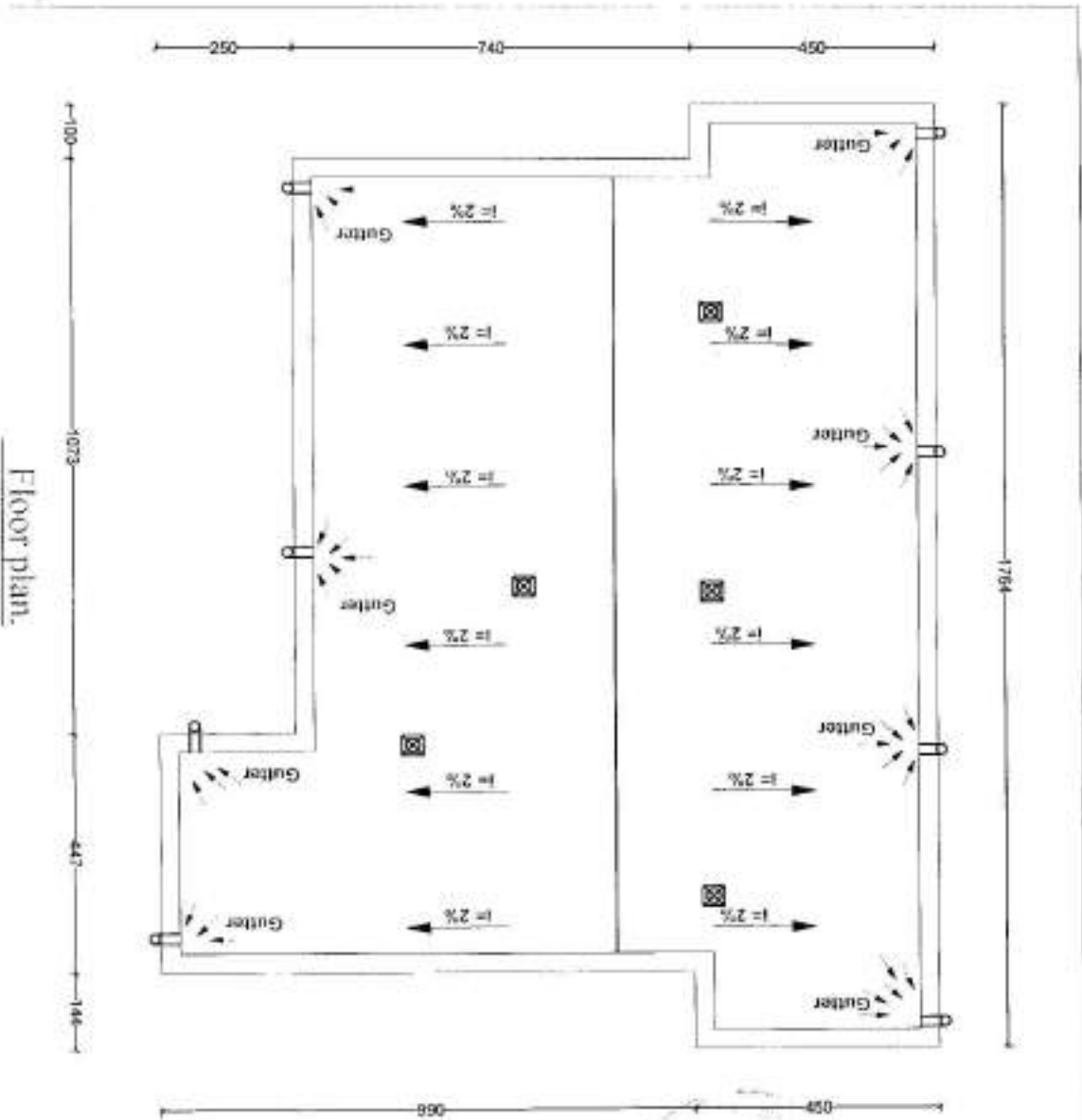
MINIS		Department	PROJECT-NAME	Drawing Title
CONSTRUCTION PROJECT MANAGEMENT DEPARTMENT (ENGINEERING SECTION)		Architectural Drawings	New Head Quarter	Sheet No A002
Drawing By: <i>[Signature]</i>	Checked By: <i>[Signature]</i>	Engineering Director	Date:	Scale: 1:100
Engineer: <i>[Signature]</i>	Eng. Mohamed /Ah. Saad	Eng. Arfanallah (Zakari)		



SECTION A-A

Handwritten notes in Arabic, likely providing additional specifications or instructions related to the section drawing.

		Department	PROJECT NAME	Drawing Title
GENERAL CITY PROJECTS MANAGEMENT DEPARTMENT (GENERAL PROJECTS)		Architecture	New Health Quarter	Sheet No. A003
Drawn By	Checked By	Engineering Director	Date:	Scale:
Eng. Alhadi	Eng. Khairat	Eng. Arslanah (Issaid)		1:100



Floor plan.

GENERAL INFORMATION GENERAL CONTRACTOR: AL-SAYED & ASSOCIATES		Department: Architectural Drawings	PROJECT NAME: New Head Quarter	Drawing Title: New Head Quarter
Drawing No: 001	Checked By: Eng. Khairat - Al-Sayed	Engineering Director: Eng. Al-Sayed - (Zayed)	Sheet No: A004	Date:
Prepared By: Eng. Al-Sayed	Checked By: Eng. Khairat - Al-Sayed	Engineering Director: Eng. Al-Sayed - (Zayed)	Scale: 1:100	

19

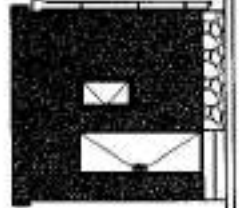


د افغانستان اسلامي امارت
د ملي دفاع وزارت
د ودانيزو او ځمکو چارو رياست
د انجنيرۍ مديريت

Ministry of Defiance
Construction Property Management Department (C.P.M.D)
(Engineering Section)

Project Name: Guard Room

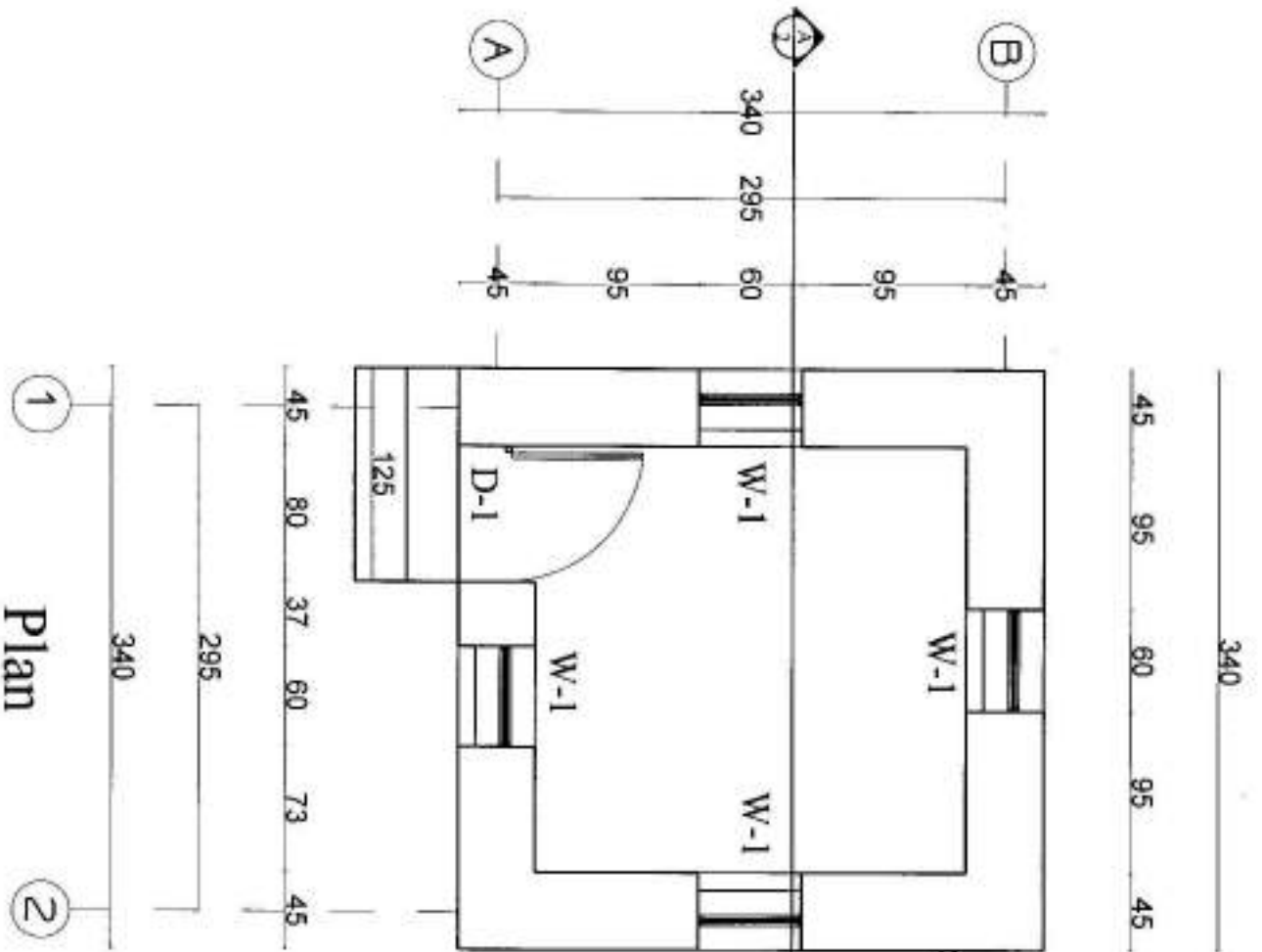
Year: 1443



Front Elevation

اسم پروژہ : پھرہ دار خانہ

سال: 1443

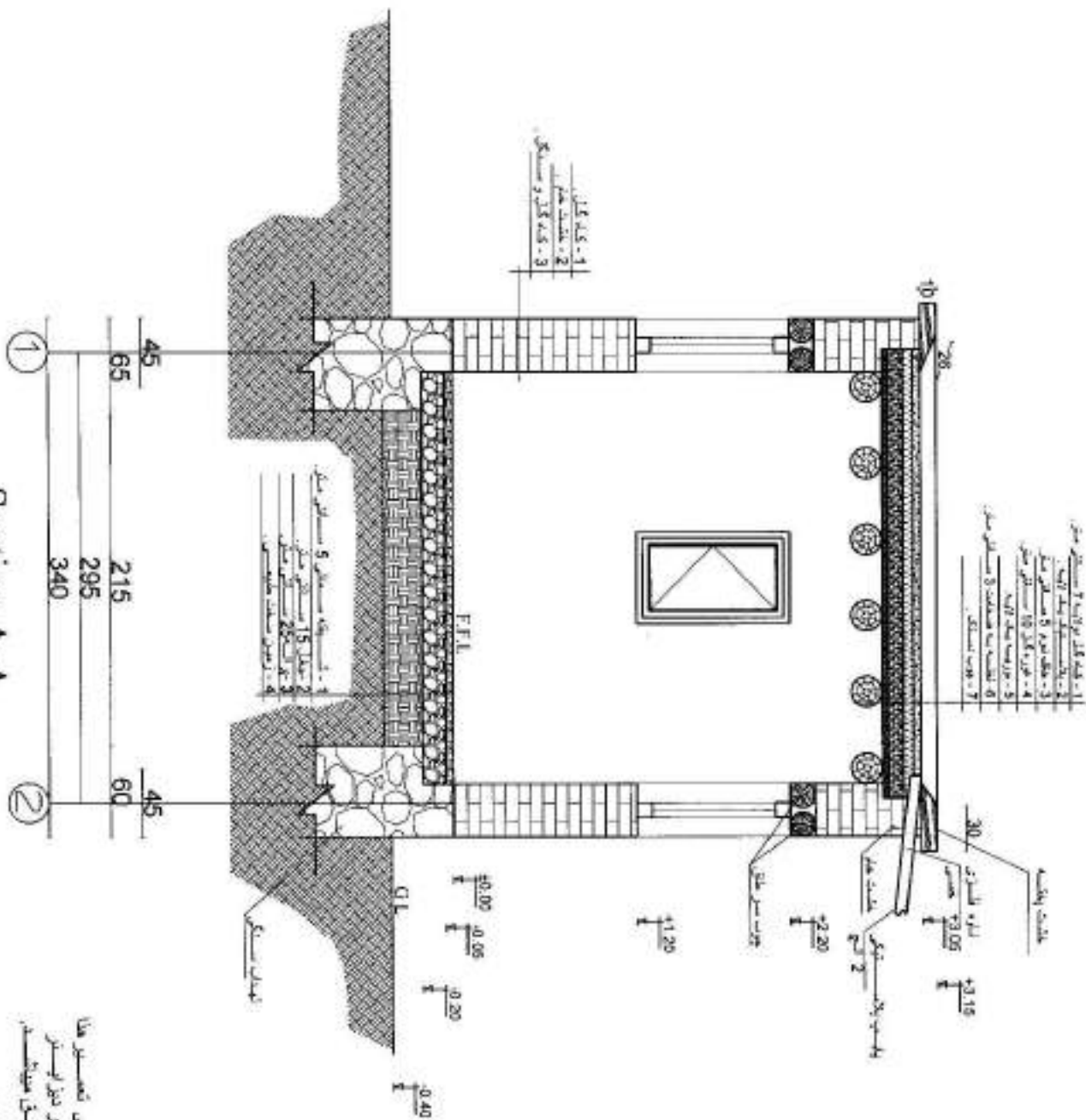


Plan

All Dimension Are In Cm

تصميم
 مكتب المصممات المعماريات
 هندسة انظمة التكييف والتبريد
 هندسة انظمة التهوية والتكييف
 هندسة انظمة المياه والاسفلت

MINISTRY OF DEFENSE				DEPARTMENT	PROJECT NAME	Drawing Title:	Plan
				CONSTRUCTION PROPERTY MANAGEMENT DEPARTMENT (ENGINEERING SECTION)		Architectural	Guard Room.
DRAWING BY:	DESIGNED BY:	CHECKED BY:	Engineer Directed BY:			Date:	1401
Eng. M. Arif		Eng. Khaled	Eng. Othman			Scale:	Not to scale



Section A-A

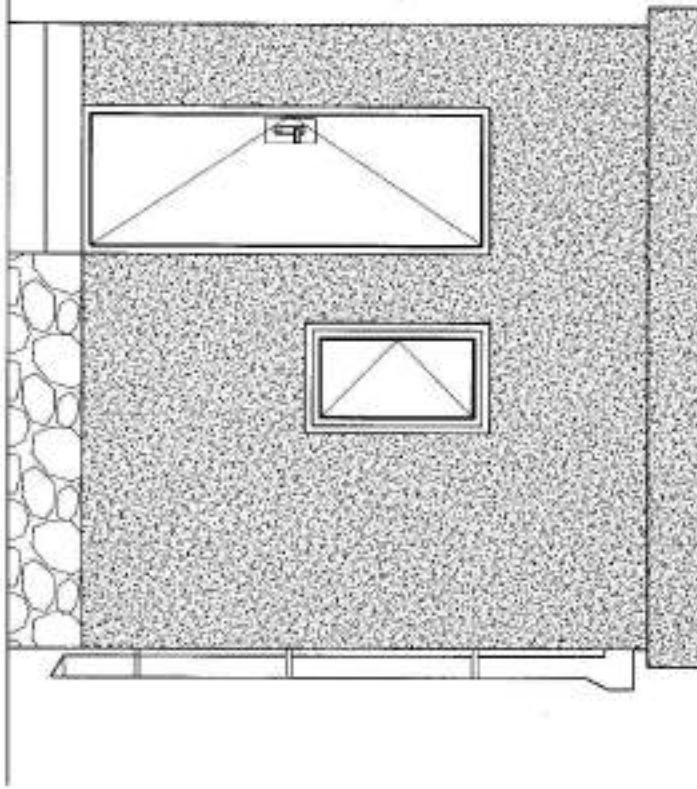
نوت:
 تمام ابعاد مستطقي تقريبا
 وحدة و تقريبا الاضلاع نحو اوتستر
 مستطقي الاضلاع تقريبا

All Dimension Are In Cm.



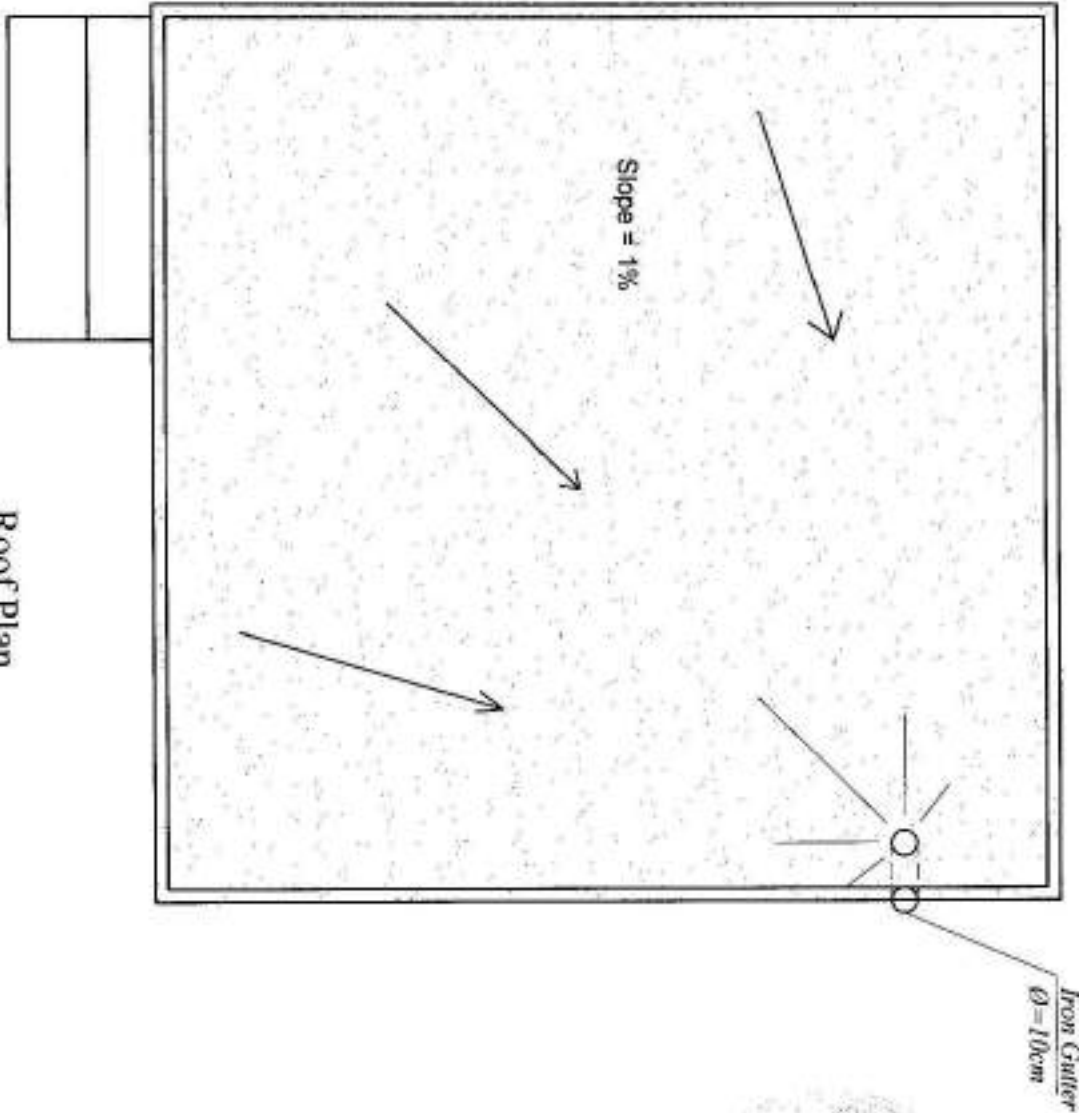
MINISTRY OF DEFENSE				DEPARTMENT	PROJECT NAME	Drawing Title:	Section A
CONSTRUCTION PROPERTY MANAGEMENT DEPARTMENT (ENGINEERING SECTION)				Architecture	Obaid Room	Sheet No:	002
DRAWING BY:	DESIGNED BY:	CHECKED BY:	Engineer Directed BY:			Date:	1401
Eng. M. Araf		Eng. Khaled A. Dagher	Eng. Ouf Oufandi			Scale:	Not to scale

Front Elevation



MINISTRY OF DEFENSE					Drawing Title:	Front Elevation	
(CONSTRUCTION PROJECT MANAGEMENT DEPARTMENT - ENGINEERING SECTION)					Sheet No.:	003	
DRAWING BY :	Eng. M. A. ...	CHECKED BY :	Eng. M. A. ...	Department:	Architecture	Date:	1401
Eng. M. A. ...		Eng. M. A. ...	Eng. M. A. ...	Project Name:	...	Scale:	Not to scale

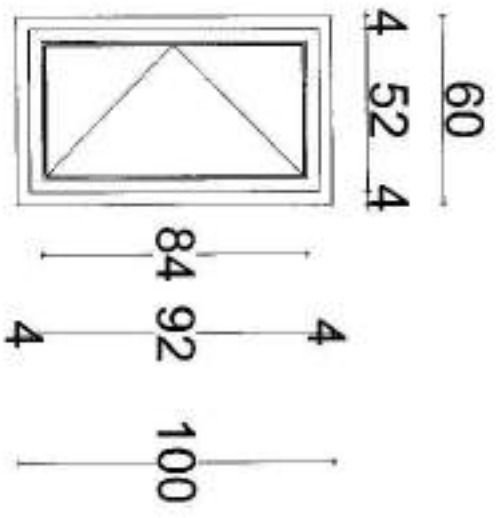
Roof Plan



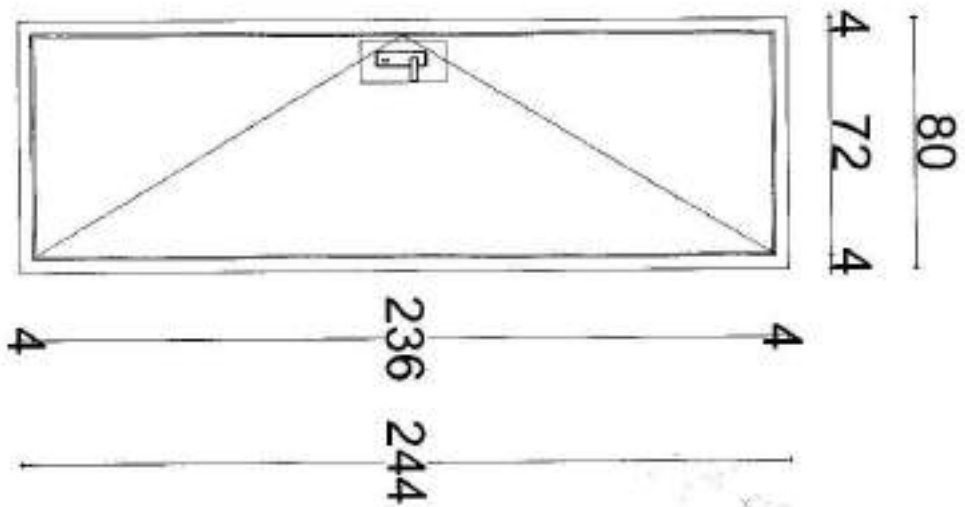
MINISTRY OF DEFENSE				DEPARTMENT	PROJECT NAME	Drawing Title:	Roof Plan
CONSTRUCTION PROPERTY MEASUREMENT DEPARTMENT (ENGINEERING SECTION)						Architectural	Guard Room
DRAWING BY:	DESIGNED BY:	CHECKED BY:	Engineer Directed BY:			Date:	1401
Eng. M. Avil	Eng. M. Avil	Eng. Kh. Al-Sayid	Eng. O. Zaidi			Scale:	Not to scale

Wooden Windows & Door

W-1
No-3







D-1
No-1







All Dimension Are In Cm

MINISTRY OF DEFENSE CONSTRUCTION PROPERTY MANAGEMENT DEPARTMENT (ENGINEERING SECTION)				DEPARTMENT	PROJECT NAME:	Drawing Title:	Type of
				Architectural	Guard Room.	Sheet No:	PVC W & D
DRAWING BY:	DESIGNED BY:	CHECKED BY:	Engineer Directed BY:			Date:	1401
Eng. M. Arif	Eng. Arif	Eng. Khe. S. Ahmed	Eng. O. (Edwan)			Scale:	Not to scale

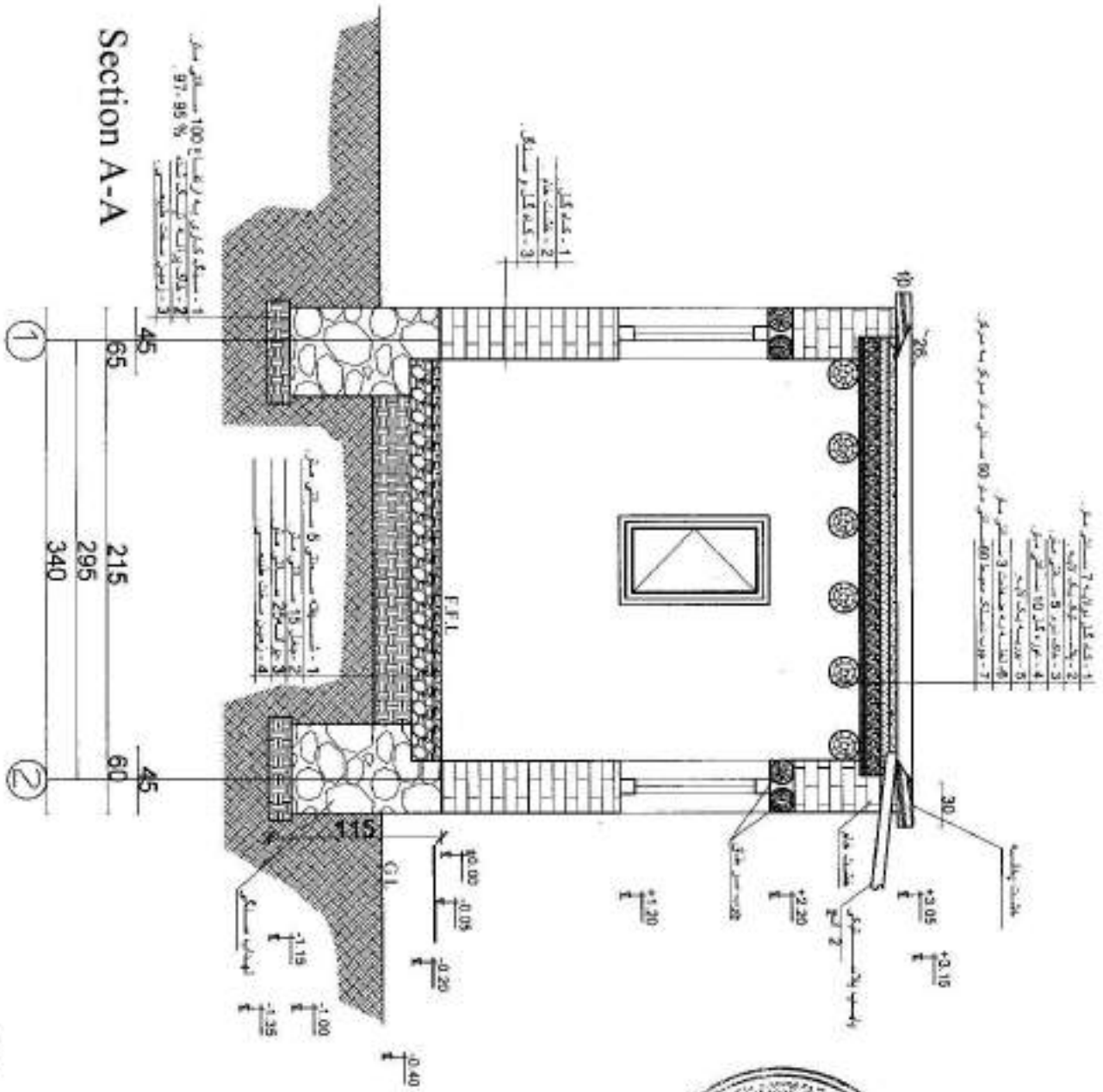
Size of Wooden Door & Windows with Hardware Define

No	Symbol	(W & H)	Area	Nos	Total Area	Plan	Shape	Hardware
1	D1	(2.44x0.8)	1.95m ²	1	1.95m ²			Hing-4 ⁺ Doorlock-5 ⁺
2	W1	(1.0x0.6)	0.6m ²	3	1.8m ²			Hing-4 ⁺ Hand hold-5 ⁺

Schedule of, Door & Windows hardware

MINISTRY OF DEFENSE				DEPARTMENT	PROJECT NAME:	Drawing Title:	Schedule of D & W hardware
<small>CONSTRUCTION PROJECT MANAGEMENT DEPARTMENT (ENGINEERING SECTION)</small>						Architectural	Guard Room.
DRAWING BY:	DESIGNED BY:	CHECKED BY:	Engineer Directed BY:				
							
						Date:	1401
						Scale:	Not to scale

Section A-A



All Dimension Are In Cm



MINISTRY OF DEFENSE				DEPARTMENT	PROJECT NAME	Drawing Title:	Section A-A
CONSTRUCTION PROPERTY MANAGEMENT DEPARTMENT (ENGINEERING SECTION)						Sheet No:	007
DRAWING BY:	DESIGNED BY:	CHECKED BY:	Engineer Directed BY:	Construction	Guard Shack	Date:	1/4/1
Eng. M. SAWAB		Eng. M. SAWAB	(U/Zalant)			Scale:	Not to scale

9



د افغانستان اسلامي امارت

د ملي دفاع وزارت

د ودانيزو او ملکيوتونو چارو رياست

د انجنيرۍ عمومي مديريت

Ministry of Defense

Construction Property Management Department (C.P.M.D)

(Engineering Section)

Project Name: New Barracks

د پروژې نوم د بارک تعمير

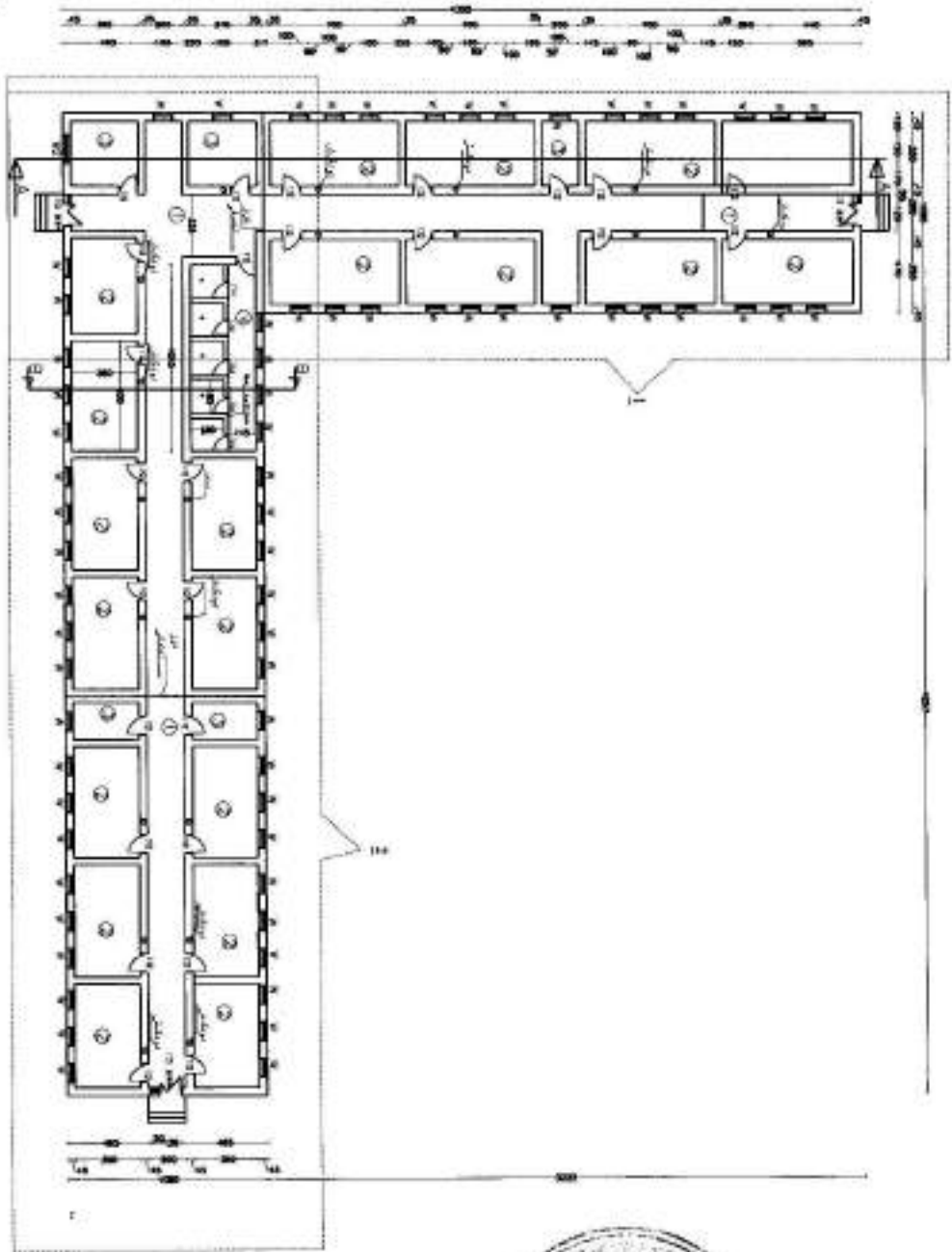


Year: 1401

کال: 1401

Front Elevation

- Descriptions:**
- 1- Corridor
 - 2- Sleeping room for Soldier
 - 3- Storage
 - 4- Stover
 - 5- Stair
- Dimensions & window Size From**
- Windows:**
- 01-112.50cm
 - 01-11.2-2.50- W 4 1.5x 0.5cm
 - 01-108x2.1m
 - W 1.0 x 1.5m
 - W 1.0 x 1.0m
 - W 2.4 x 4.1.5m



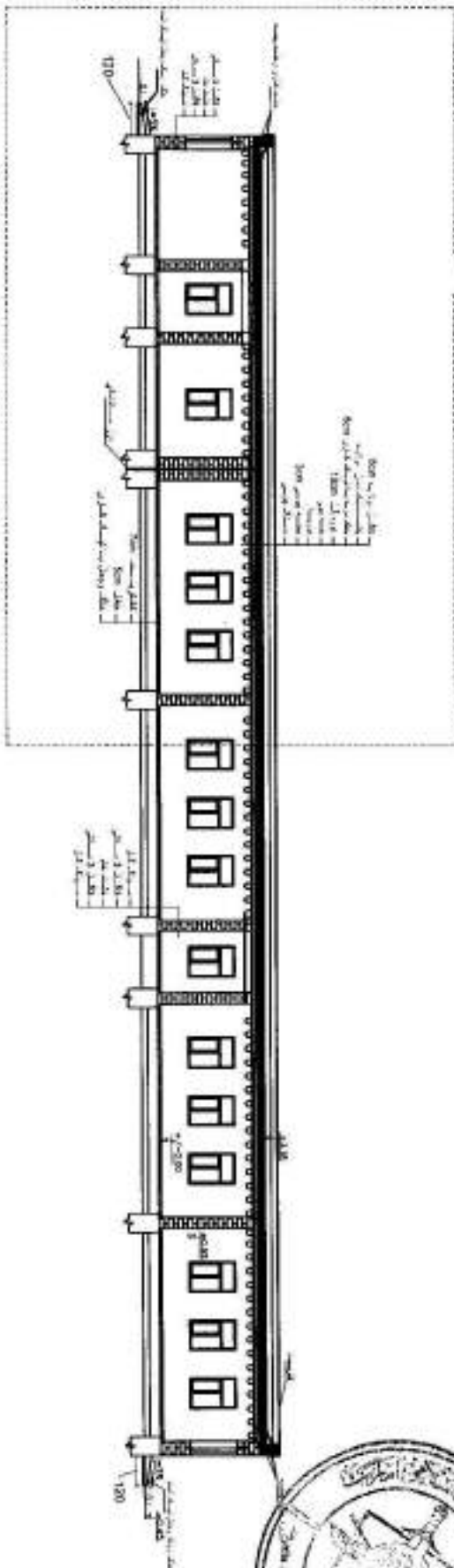
1 = All Dimension Are In (cm)

Plan Of Barrack

2 = Installation of New Barracks According to Design



REVISION		REVISION		Department PROJECT NAME	Drawing Title
DISTRIBUTION PROPERTY IN MINISTRY DEPARTMENT (ENGINEERING SECTION)				Architectural Drawings	Sheet No A001
Drawn by Eng. Al-Sayid	Designed By Eng. Al-Sayid	Checked by Eng. Al-Sayid	Engineering Director Eng. Al-Sayid (Zakari)	Date:	Scale: 1:100
				Architectural Drawings	New Barracks



Detail 1

Section (A - A)

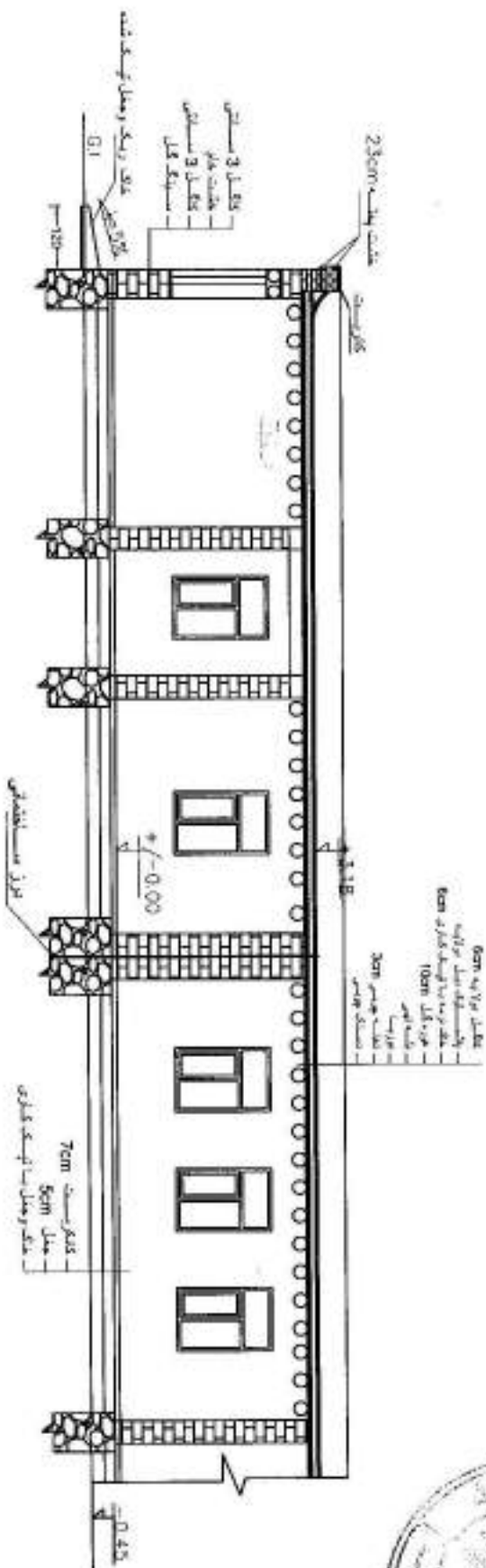
- 1 = All Dimension Are in (cm) .
- 2 = Installation of New Barrocks According to Design .

المهندس احمد محمد احمد
 المهندس احمد محمد احمد
 المهندس احمد محمد احمد



CONSTRUCTION DEPARTMENT (ENGINEERING 847005)		Department PROJECT NAME		Drawing Title
Drawing By Eng. Ahmed		Designed By Eng. Ahmed		Sheet No A002
Checked By Eng. Ahmed		Engineering Director Eng. Arfanallah (Zakari)		Date:
Architectural Drawings		New Barracks		Scale: 1:100


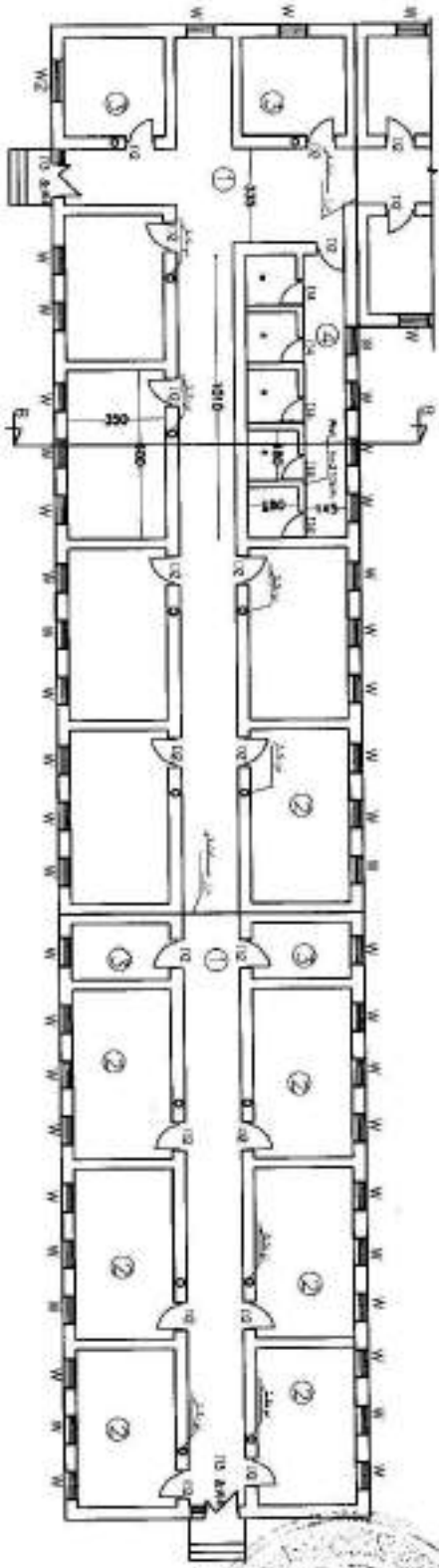

1 = All Dimension Are in (cm) .
 2 = Installation of New Barracks According to Design .



Section (A-A)
 Detail 1

المهندس المعماري: د. محمد عبد السلام
 المهندس المدني: د. محمد عبد السلام

MINIS		PROJECT NAME		Drawing Title	
CONSTRUCTION DEPARTMENT (CIVIL ENGINEERING SECTION)		Department PROJECT NAME		Sheet No A003	
Drawing By	Designed By	Checked By	Engineering Director	Date:	
Eng. Ali Jagan	Eng. Kh. Mohamed	Eng. Arfanallah (Zaland)	Architectural Drawings	Scale: 1:100	



Plan Of Barrack Zone 2

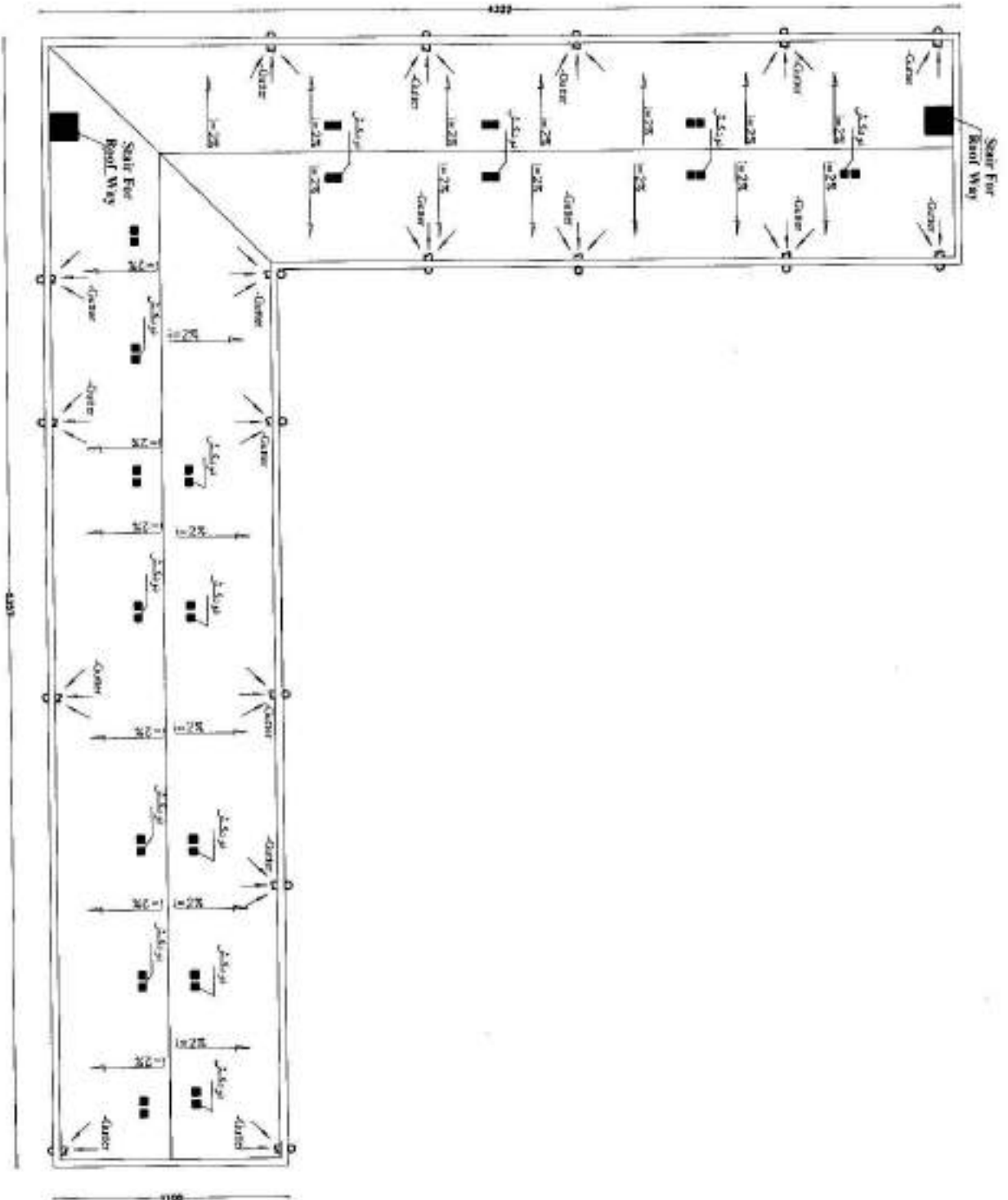
- Description:**
1. Corridor
 2. Sleeping room for Soldier
 3. Storage
 4. Shower
 5. Stair

Project & location: New Barracks
 Drawing No: A004
 Date: 1/1/2000
 Scale: 1:100
 2 = direction of New Barracks according to Design

Handwritten notes:
 1. Corridor
 2. Sleeping room for Soldier
 3. Storage
 4. Shower
 5. Stair

MINISTRY OF DEFENCE		Department PROJECT NAME	Drawing Title
CONSTRUCTION DIVISION (GENERAL ENGINEERING SECTION)		Architectural Drawings	Sheet No A004
Drawing By: <i>[Signature]</i>	Designed By: <i>[Signature]</i>	Engineering Director: Eng. Arfanallah (Zakari)	Date:
Checked By: <i>[Signature]</i>	Approved By: <i>[Signature]</i>		Scale: 1:100


Roof Plan Barracks for



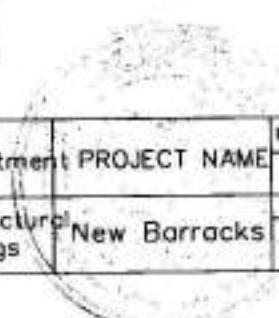
REVISIONS		Department PROJECT NAME		Drawing Title	
CONSTRUCTION PROJECTS MANAGEMENT DEPARTMENT (ENGINEERING SECTION)		Architectural Drawings		Sheet No A006	
Drawing By	Designed By	Checked By	Engineering Director	Date:	
Eng. Al-Jawad	Eng. Al-Jawad	Eng. Khafayat Al-Jawad	Eng. Artanatah (Zatard)	Scale: 1:100	

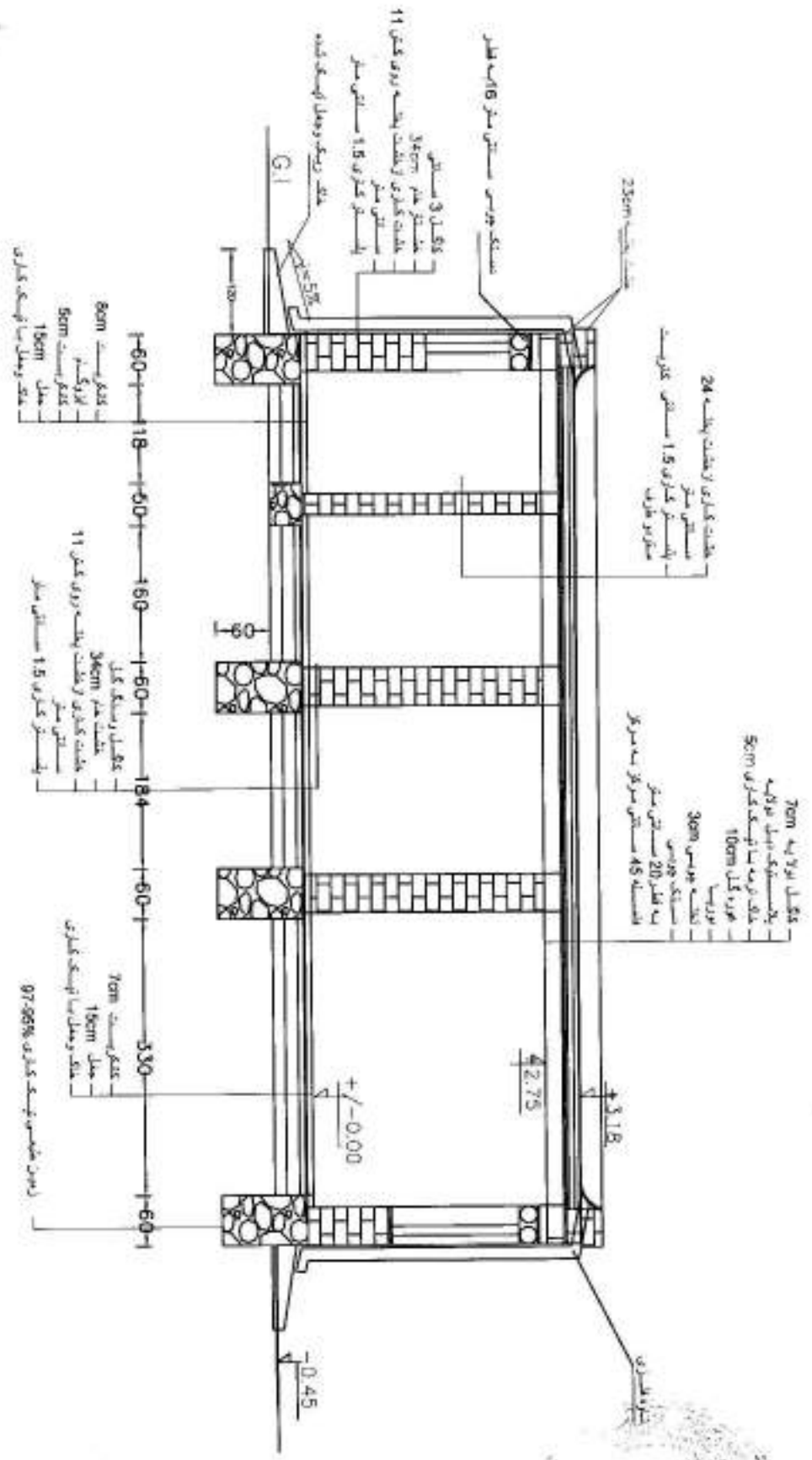


Side Elevation



MINIS				PROJENIS		Drawing Title	
CONSTRUCTION PROJECT MANAGEMENT DEPARTMENT (CONSTRUCTION SECTION)				Department PROJECT NAME		Sheet No. A007	
Drawing By Eng. Ali Jaleel		Designed By Eng. Khairudin		Checked By Eng. Artanajah (Zeland)		Date:	
Engineering Director Eng. Artanajah (Zeland)				Architecture Drawings		Scale: 1:100	



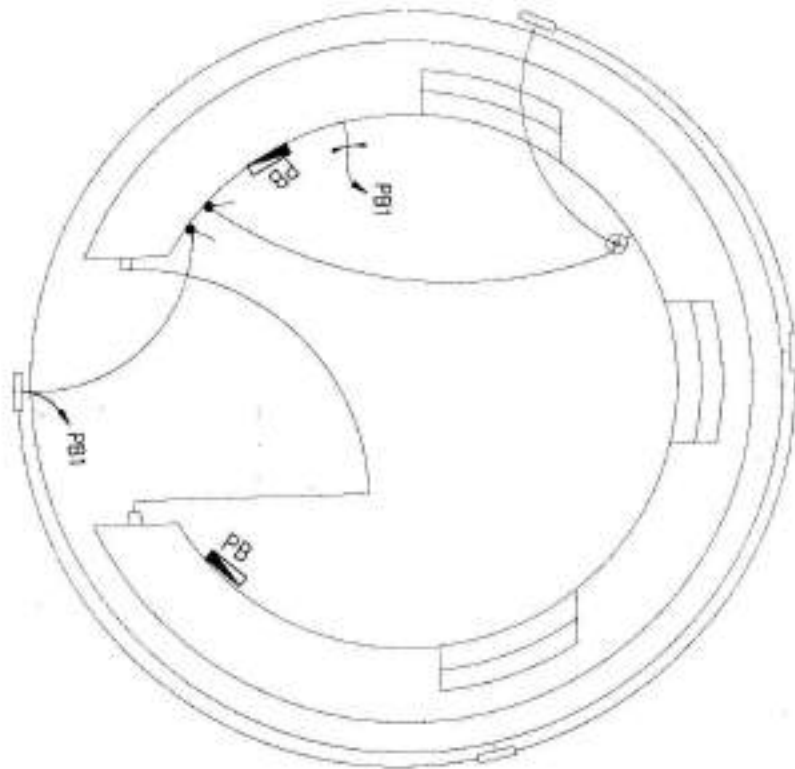


1 = All Dimension Are in (cm)

Section (B - B)

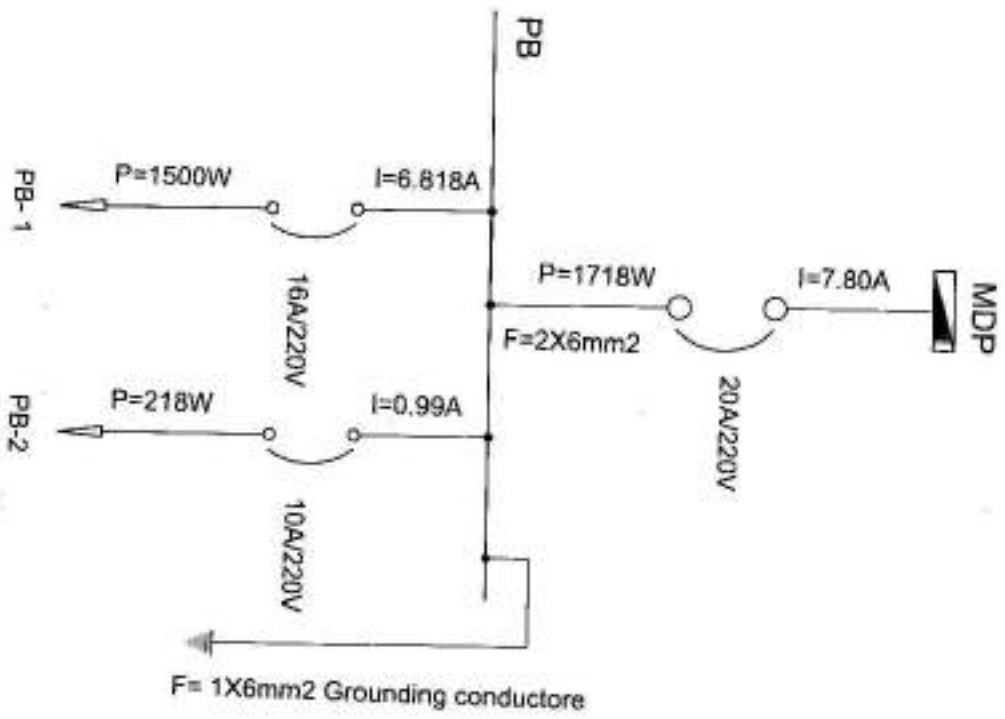
		Department PROJECT NAME		Drawing Title
		Structure New Barracks		Sheet No S001
CONSTRUCTION PROPERTY MANAGEMENT DEPARTMENT (ENGINEERING SECTION)		Engineering Director (Eng. Arfanallah . (Zaland)		Date:
Drawing By Eng. M. Sawab	Designed By Eng. M. Sawab	Checked By		Scale: 1:100

LIGHTING & RECEPTACLE PLAN



CONSTRUCTION PROJECT CITY MANAGEMENT DEPARTMENT (ENGINEERING SECTION)					Drawing Title	Plan
Drawing By Bing M. Patel	Designed By R. J. / J. K.	Checked By Fred Adams / J. K.	Engineering Director King Chen / R. B. / J. K.		Sheet No	E-001
					Date:	
					Scale:	Not to scale

CIRCUIT DIAGRAM OF PB



MINISTRY OF DEFENSE






CONSTRUCTION PROPERTY MANAGEMENT DEPARTMENT (ENGINEERING SECTION)

Drawing By:	Designed By:	Checked By:	Engineering Director:
Eng. M.Hab	Eng. M.Hab	Eng. Anouan	Eng. Elhendeh (signed)

Department:
 Drawing Title:
 Sheet No: E-002
 Date:
 Scale: As Shown

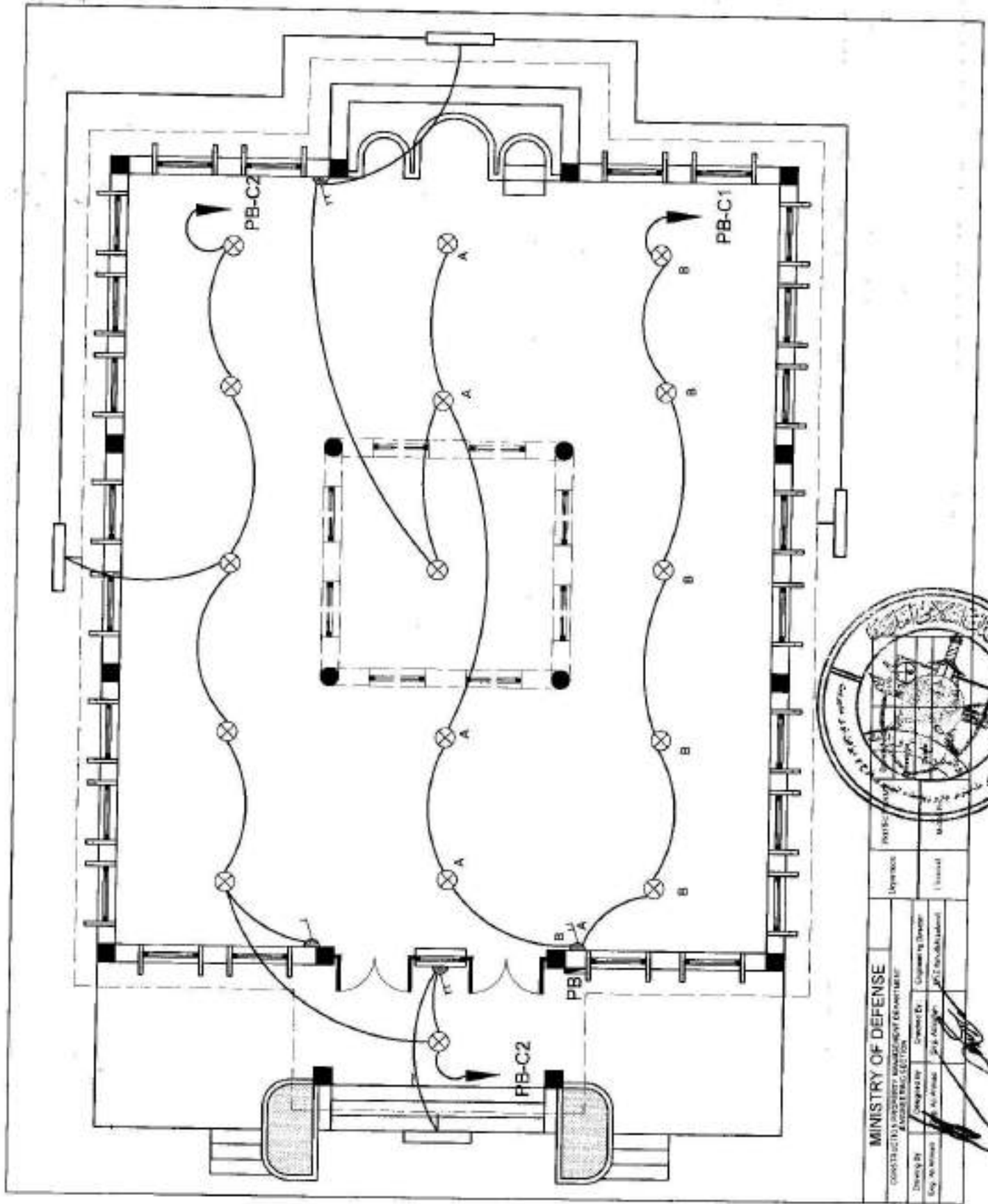


LIGHT FIXTURE SCHEDULE

FIXTURE MARK	STYLE NUMBER AND TYPE	NUMBER OF EQUIPMENT	VOLTAGE	MOUNTING	NOTES
	WALL MOUNTED FIXTURE RECESSED LIGHT WITH HOLDER	(1)	220V, 1 ϕ , 50HZ	WALL MOUNTED FIXTURE	
	PROJECTORE 50W LED	(4)	220V, 1 ϕ , 50HZ	WALL MOUNTED FIXTURE	
	WALL MOUNTED SIMPLEX RECEPTACLES GROUNDING TYPE MOUNTING HEIGHT = 500mm	(1)	220V, 1 ϕ , 50HZ	WALL MOUNTED FIXTURE	
	SWITCH, SINGLE-POLE, 10A, 220V, MOUNTING HEIGHT = 1200mm (45ft)	(2)	220V, 1 ϕ , 50HZ	WALL MOUNTED FIXTURE	
	PANEL BOARD	(1)	1 ϕ	WALL MOUNTED FIXTURE	



Checked by: <i>[Signature]</i>	Drawn by: <i>[Signature]</i>	Engineering License No. 12345	Exp. Date: 12/31/2023
Checked by: <i>[Signature]</i>	Drawn by: <i>[Signature]</i>	Engineering License No. 67890	Exp. Date: 12/31/2023



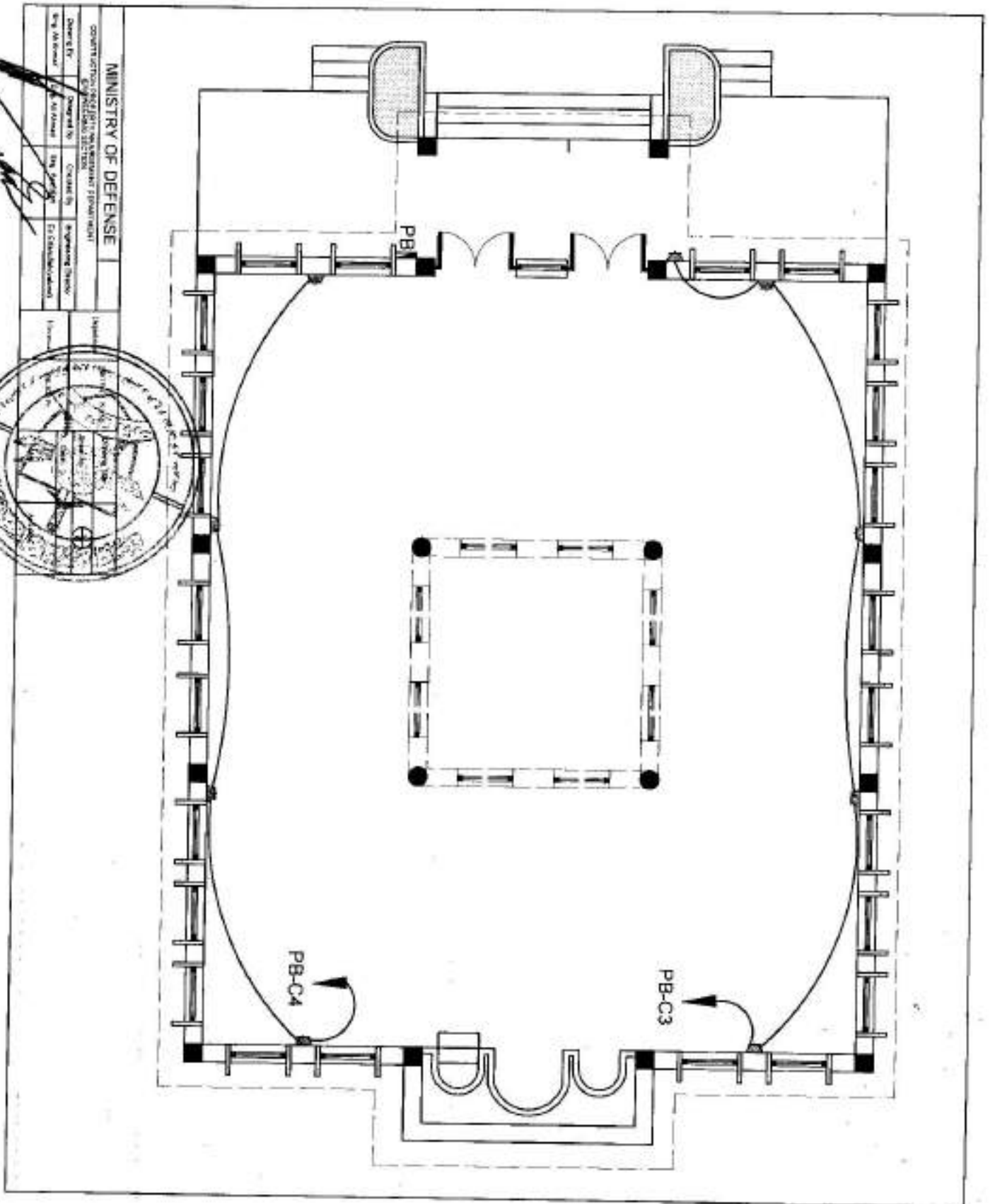
MINISTRY OF DEFENSE

COMBAT AND SUPPORT MANAGEMENT DEPARTMENT
 AIRCRAFT MAINTENANCE SECTION

Drawn By	Checked By	Engineer by Director
Exp. No. 10000	P. A. Al-Sayid	JGC/2000/000000000

Deposited	10/10/2000
Accession	10/10/2000

[Handwritten signature]



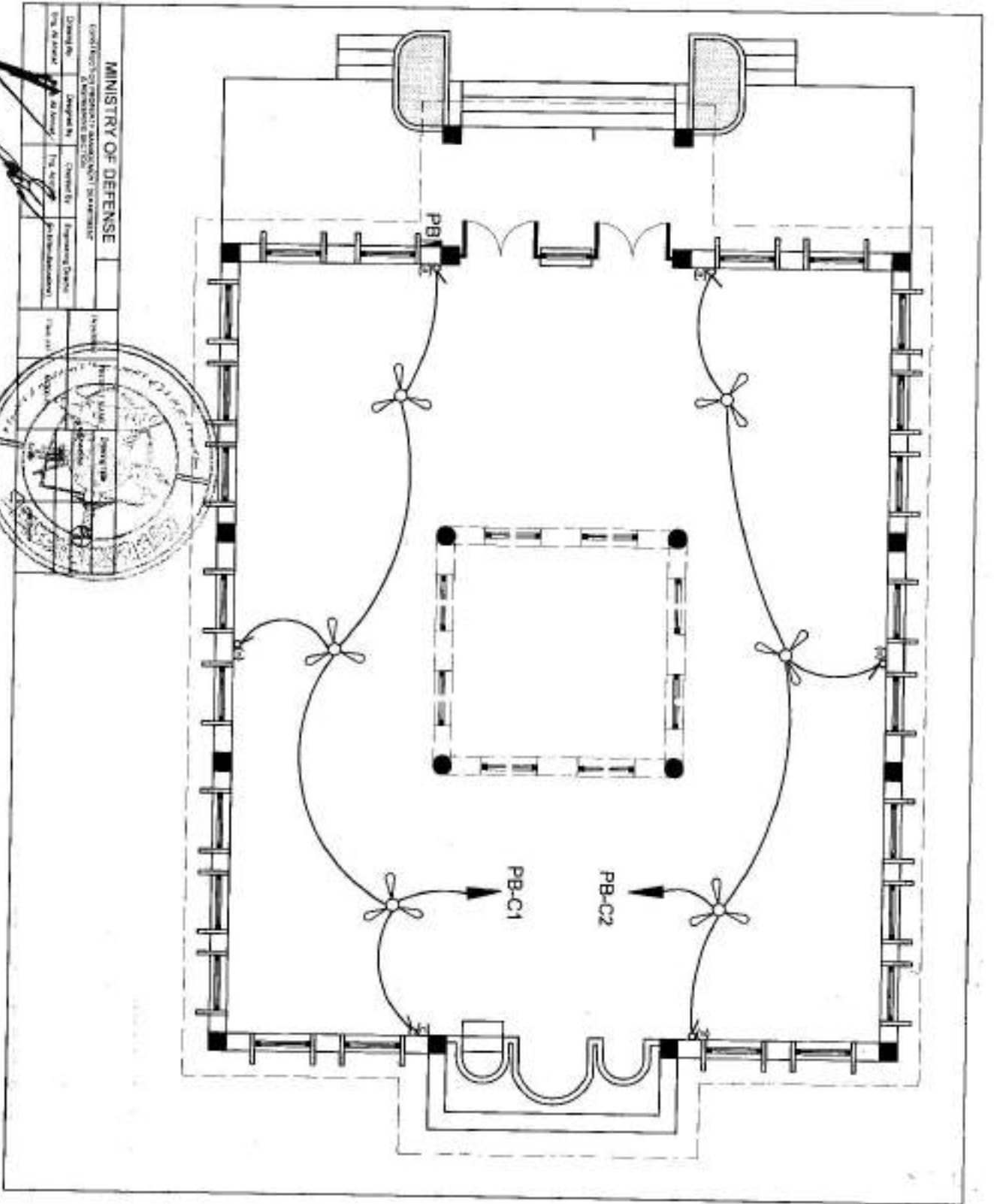
MINISTRY OF DEFENSE

COURT ACTION ON THE MANAGEMENT EQUIPMENT

GENERAL SECTION

Designed By	Checked By	Approved Director
Eng. M. Kocak	Eng. M. Kocak	Eng. M. Kocak
		Eng. M. Kocak





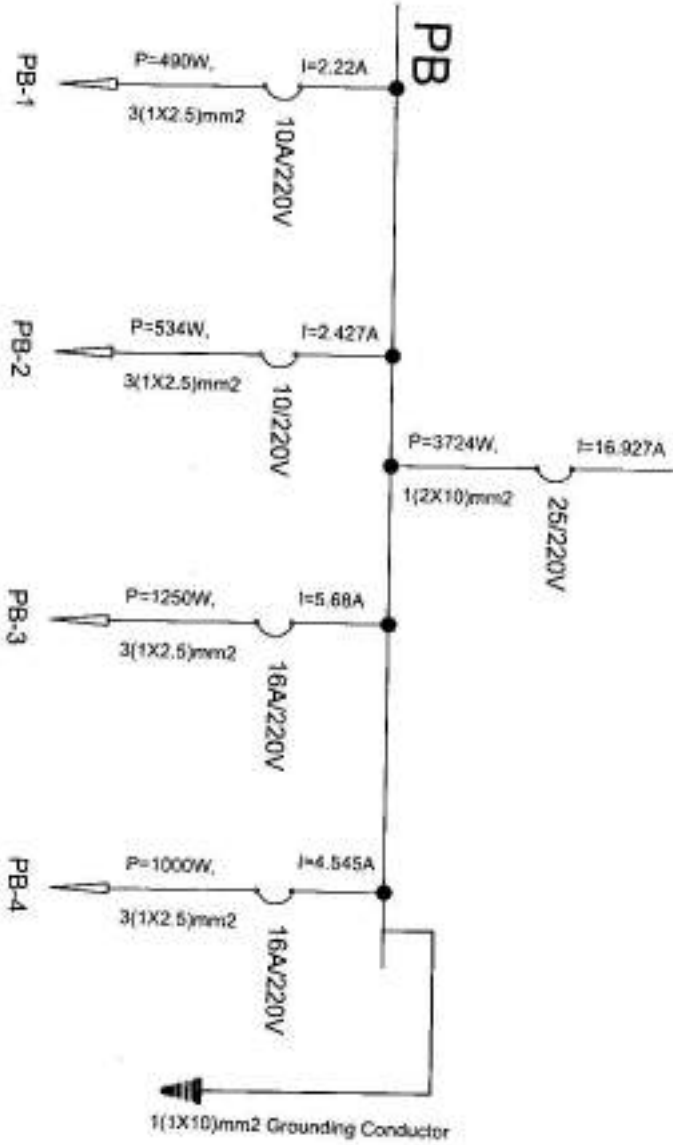
MINISTRY OF DEFENSE

(General Report on the Management of the Ministry of Defense)
 Prepared by: [Name]
 Checked by: [Name]
 Approved by: [Name]
 Date: [Date]

[Signature]
 [Signature]



SDP2



MINISTRY OF DEFENSE

CONSTRUCTION PROPERTY MANAGEMENT
ENGINEERING SECTION

Department of

Department

PROJECT NAME

Drawing Title

Sheet No.

4

Drawing By:

Designed By

Checked By: *[Signature]*
Engineering Director

Electrical

M-300 Pr.

Date

6

Eng. Ali Ahmed

Eng. Ali Ahmad


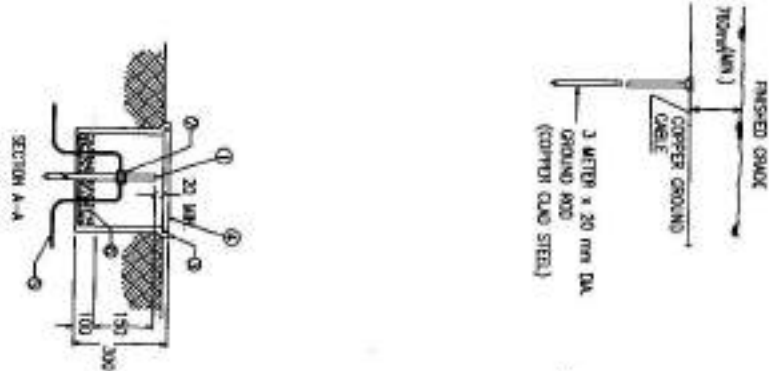
Eng. Mustafa A. En-Enayeh

Scale

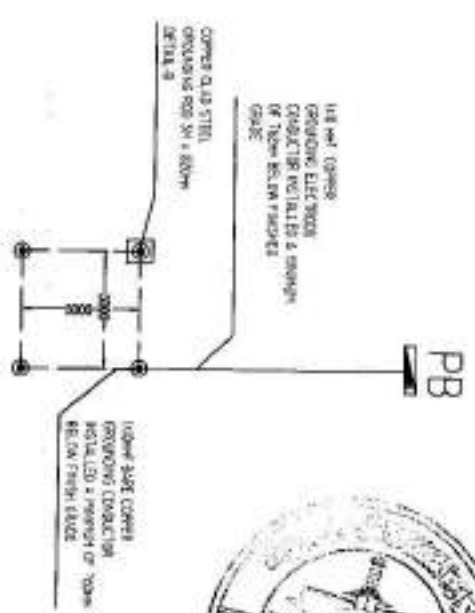
As Shown



DETAILS OF GROUNDING SYSTEM








- MATERIAL LIST**
- ① GROUND ROD (COPPER CLAD STEEL)
 - ② GROUNDING CONDUCTOR BARE STRANDED COPPER
 - ③ CONCRETE BOX
 - ④ COVER FOR ABOVE BOX
 - ⑤ BARE COPPER GROUNDING CONDUCTOR
 - ⑥ GRAVEL OR CRUSHED STONE



CONTROLLED PROJECTS MANAGEMENT DEPARTMENT (ENGINEERING SECTION)				Department	Project Name	Sheet No	E_005
Drawing By	Designed By	Checked By	Engineering Director	Electrical Drawings	M-300 P.C.	Date:	
Eng. Al-Ahmad	Eng. Al-Ahmad	Eng. Al-Ahmad	Eng. Entashah (Excell)			Scale:	

LIGHT FIXTURE SCHEDULE

FIGURE MARK	STYLE NUMBER AND TYPE	NUMBER OF EQUIPMENT	VOLTAGE	MOUNTING	NOTES
⊗	SURFACE MOUNTED FIXTURE 300mmx300mm LIGHT 1200mm LED	(16)	220V, 1ϕ, 50HZ	SURFACE MOUNTED FIXTURE	
⊖	SWITCH FAN SINGLE-POLE, 10A, 220V, 220V,	(6)	220V, 1ϕ, 50HZ	WALL MOUNTED FIXTURE	
	CEILING FAN 56"	(6)	220V, 1ϕ, 50HZ	SURFACE MOUNTED FIXTURE	
	WALL MOUNTED SQUARE RECEPTACLES (ROUNDING TYPE) MOUNTING HEIGHT = 500mm	(9)	220V, 1ϕ, 50HZ	WALL MOUNTED FIXTURE	
B ^B _A	SWITCH, SINGLE-POLE, 10A, 220V, MOUNTING HEIGHT = 1200mm (48")	(3)	220V, 1ϕ, 50HZ	WALL MOUNTED FIXTURE	
	POWER BOARD	(1)	3ϕ OR 1ϕ	WALL MOUNTED FIXTURE	
	SWITCH, SINGLE-POLE, 10A, 220V, MOUNTING HEIGHT = 1200mm (48")	(1)	220V, 1ϕ, 50HZ	WALL MOUNTED FIXTURE	
	Projector 50W LED	(4)	220V, 1ϕ, 50HZ	SURFACE MOUNTED FIXTURE	

MINISTRY OF DEFENSE

OPERATIONAL MANAGEMENT DEPARTMENT

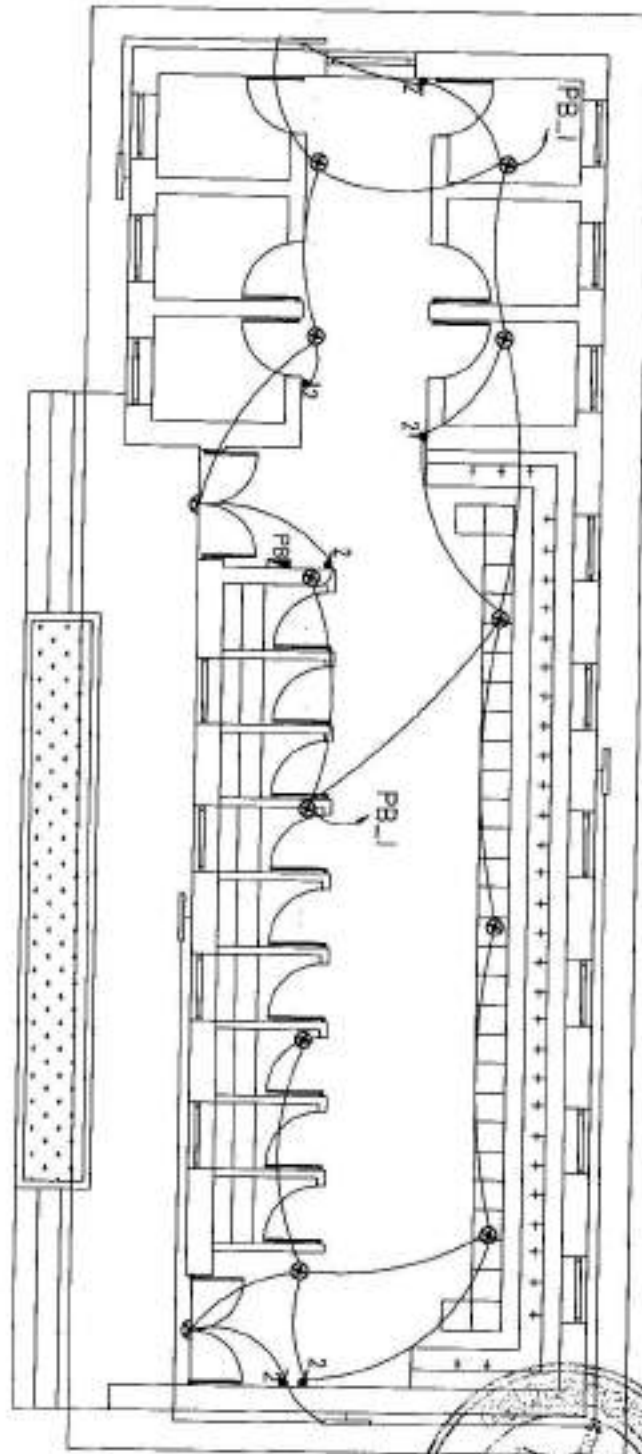
OPERATIONAL MANAGEMENT DEPARTMENT

OPERATIONAL MANAGEMENT DEPARTMENT

OPERATIONAL MANAGEMENT DEPARTMENT

OPERATIONAL MANAGEMENT DEPARTMENT

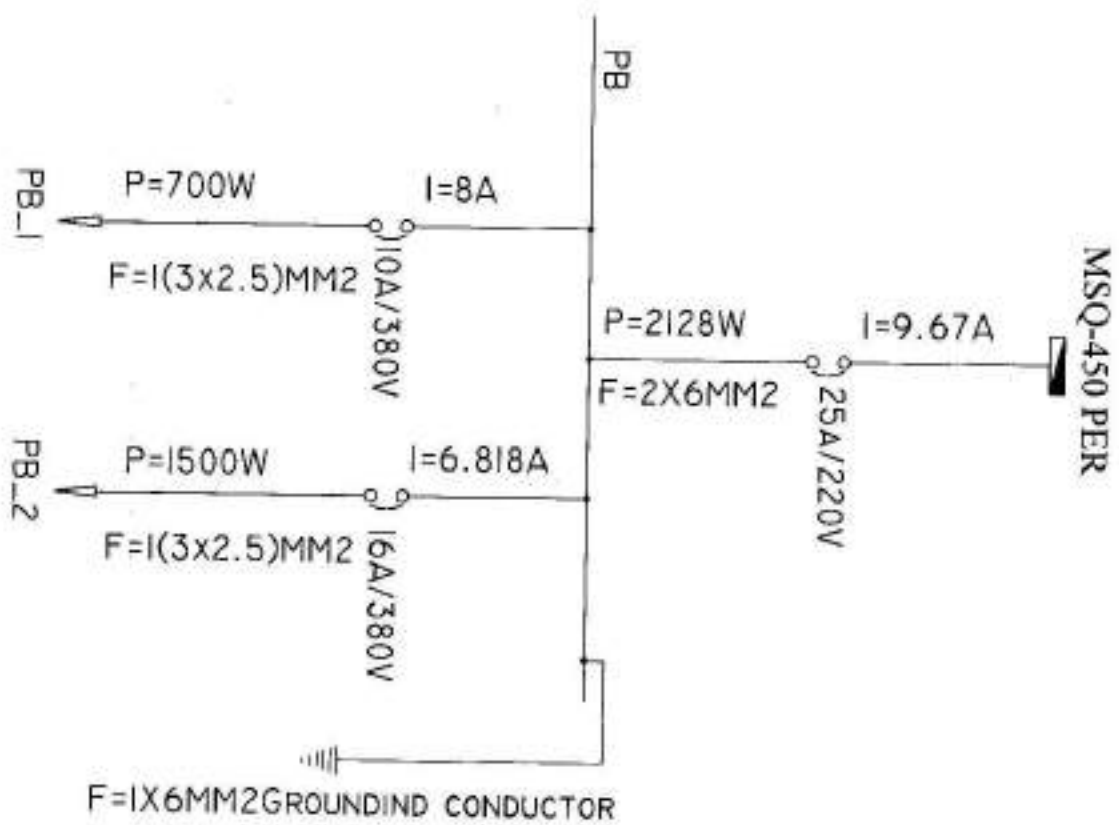




LIGHTING PLAN

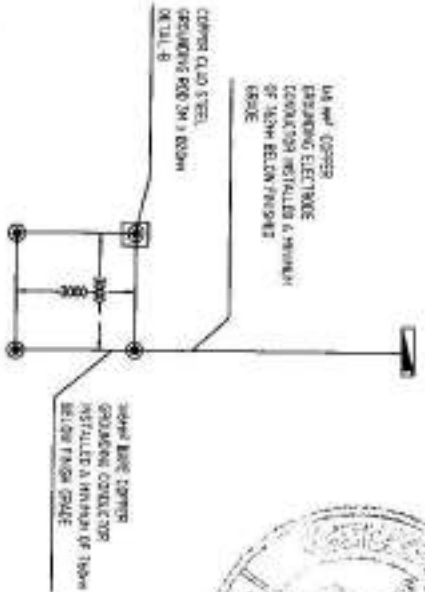
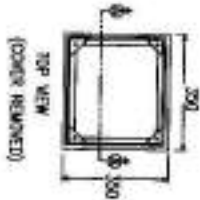
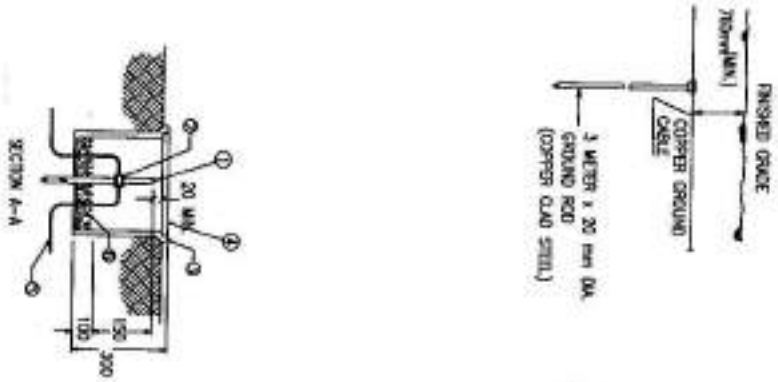
MINISTRY OF DEFENSE					Drawing Title	LIGHTING PLAN
CONSTRUCTION PROJECTS MANAGEMENT DEPARTMENT (ENGINEERING SECTION)					Sheet No	E-891
Drawing By Eng. M. Hadi	Designed By Eng. M. Hadi	Checked By Eng. Alwan	Engineering Director Eng. Erkanan (Zakariya)	Date:		
				Scale:	Not to scale	

CIRCUIT DIAGRAM OF PB



MINISTRY OF DEFENSE					Drawing Title	POWER PLAN	
CONSTRUCTION PROPERTY MANAGEMENT DEPARTMENT (ENGINEERING SECTION)					Department	ELECTRICAL SECTION	
Drawing By	Designed By	Checked By	Engineering Director	Element	Bathroom & Toilet Type	Sheet No	E_063
Eng.M. Hadi	Eng.M. Hadi	Eng.Azizullah	Eng. Erfanullah (Zaland)	Date:		Scale:	Not to scale

DETAILS OF GROUNDING SYSTEM



MSQ450 PER

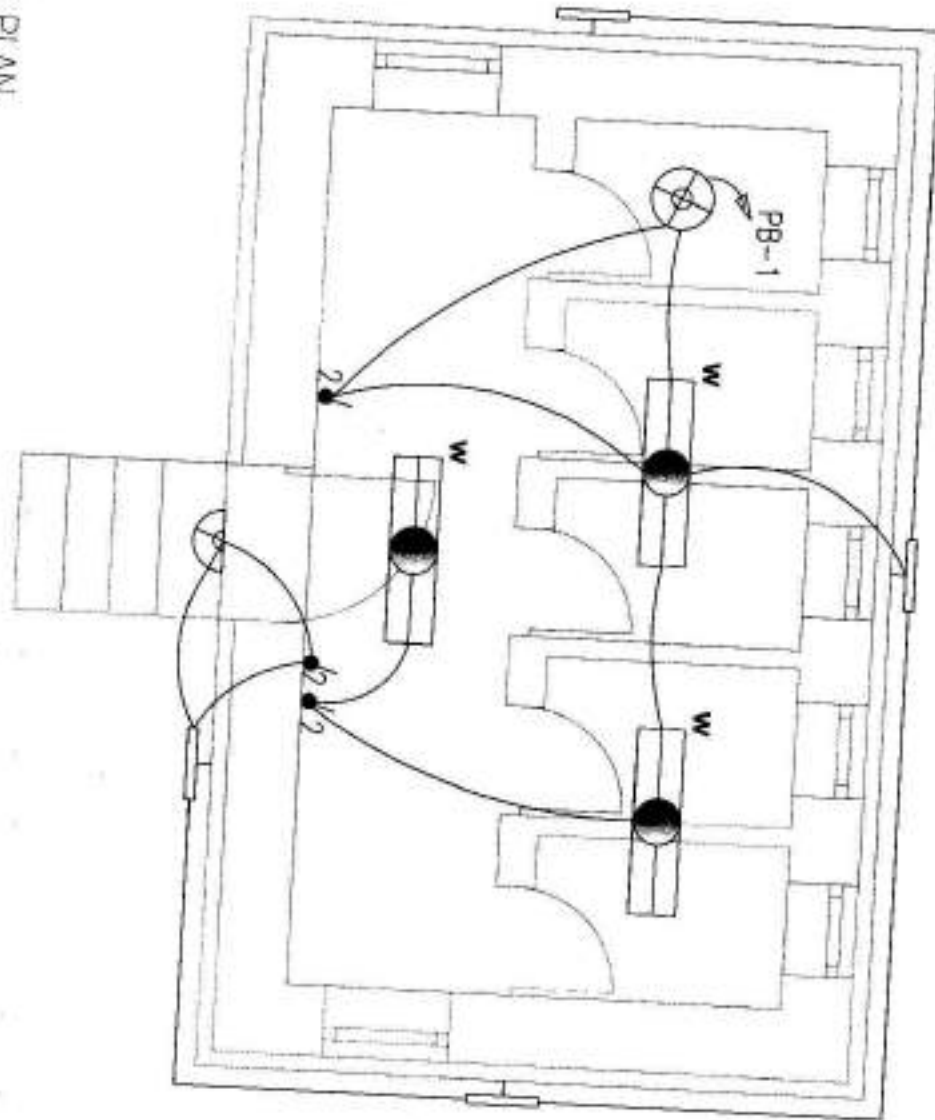
MATERIAL LIST

- ① GROUND ROD (COPPER OLD STEEL)
- ② GROUNDING CONDUCTOR SHEATHING COPPER
- ③ CONDUIT BOX
- ④ COVER FOR ABOVE BOX
- ⑤ SHEATHING COPPER GROUNDING CONDUCTOR
- ⑥ SHEATHING ON FINISHED GRADE



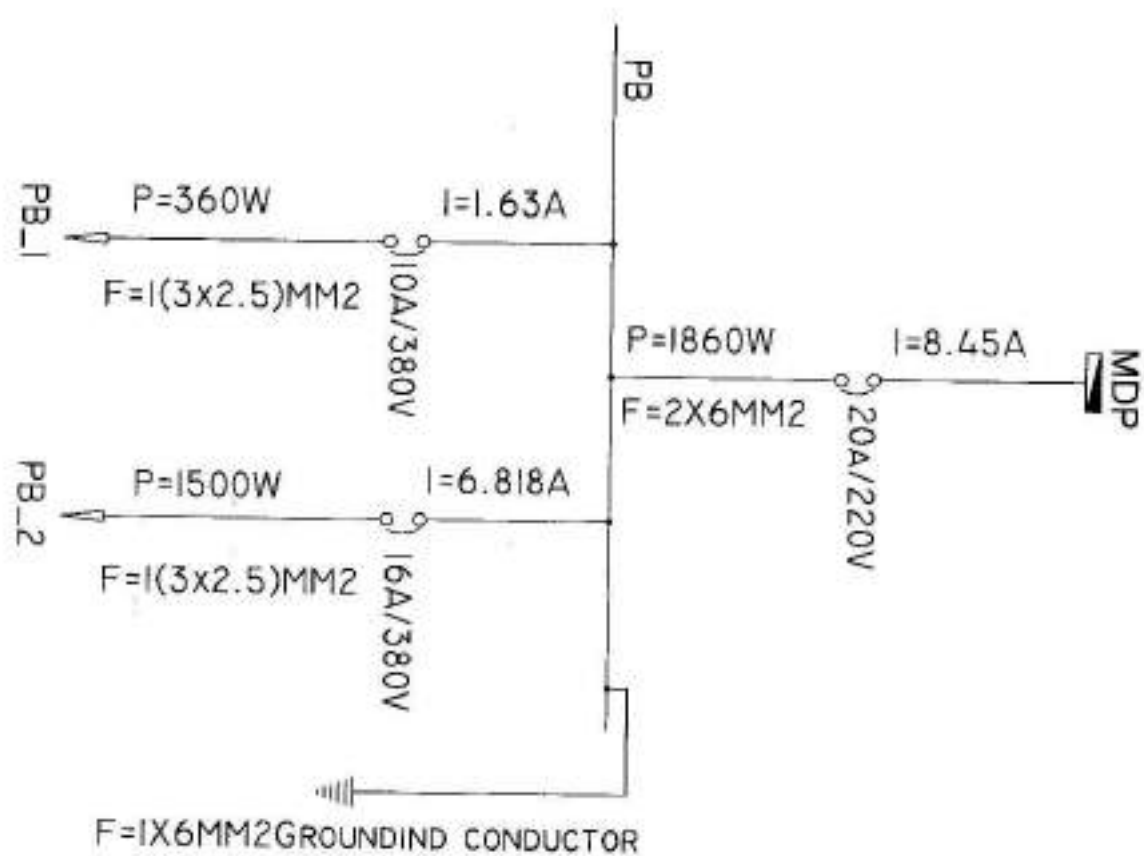
CONSTRUCTION PROJECT MANAGEMENT DEPARTMENT (ENGINEERING SECTION)				Department	PROJECT NAME	Drawing Title
Drawing By Eng. M. Usman	Designed By Eng. M. Usman	Checked By Eng. Asimullah	Engineering Director Eng. Rafiqullah (Chief)	Electrical Drawings	Bathroom & Toilet Type	Sheet No. E_004
						Date
						Scale

LIGHTING PLAN



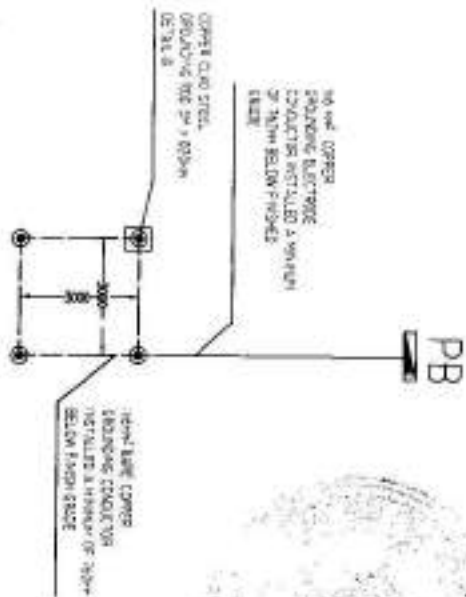
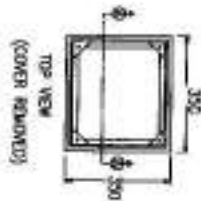
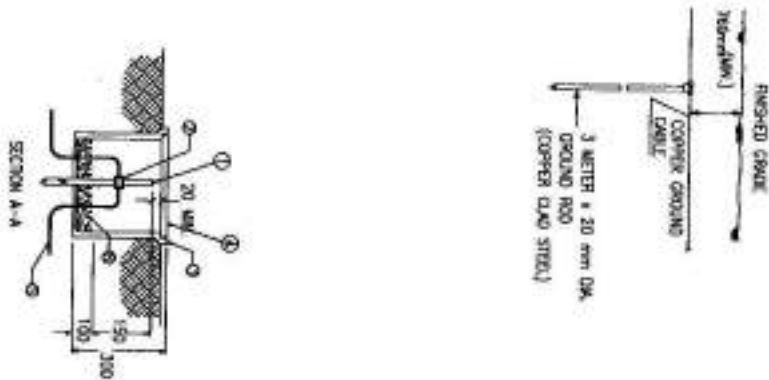
MINISTRY OF DEFENSE				Department Electrical		Drawing Title	
CONSTRUCTION PROPERTY MANAGEMENT DEPARTMENT (ENGINEERING SECTION)						Sheet No	
Drawing By	Designed By	Checked By	Engineering Director			Date	
Eng. M. Hadd	Eng. M. Hadd	Eng. Alkhalaf	Eng. Erbesab (signed)			Scale	As Shown

CIRCUIT DIAGRAM OF PB



MINISTRY OF DEFENSE				Department	PROJECT TEAM	Drawing Title	POWER PLAN
CONSTRUCTION PROPERTY MANAGEMENT DEPARTMENT (ENGINEERING SECTION)				Engineer	Shawers	Sheet No	E_003
Drawing By	Designed By	Checked By	Engineering Director	Date:			
Eng. M. Hadi	Eng. M. Hadi	Eng. Azbullah	Eng. Erfanullah (Zaland)	Scale:	Not to scale		

DETAILS OF GROUNDING SYSTEM











MATERIAL LIST

- ① GROUND ROD (COPPER CLAD STEEL)
- ② GROUNDING CONDUCTOR BARE STRANDED COPPER
- ③ CONCRETE BOX
- ④ COVER TOP ABOVE BOX
- ⑤ BARE COPPER GROUNDING CONDUCTOR
- ⑥ GRAVEL OR CRUSHED STONE

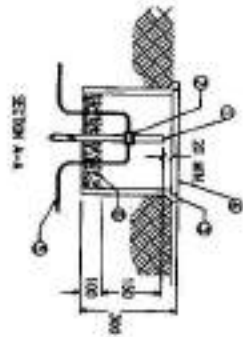
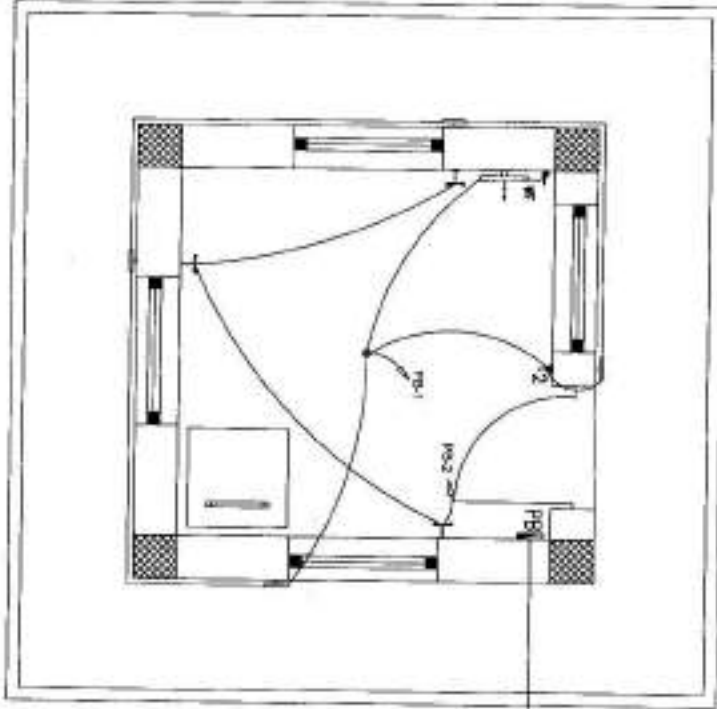
CENTRAL ELECTRICITY SUPPLY BOARD (DEPARTMENT OF WATER SUPPLY AND SEWERAGE)				Department	PROJECT NAME	Drawing Title
				Electrical Drawings	Showers	Sheet No. E. 004
Drawing By Eng. H. Raed	Designed By Eng. H. Raed	Checked By Eng. A. Al-Zahrani	Engineering Director Eng. Entassih - Zaidan			Date:
						Scale:

LIGHT FIXTURE SCHEDULE

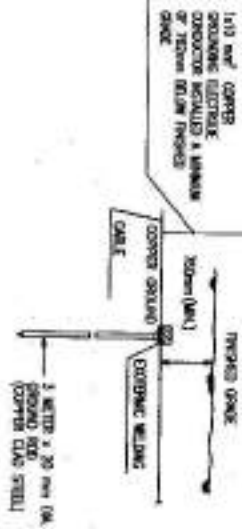
FIXTURE MARK	STYLE NUMBER AND TYPE	NUMBER OF EQUIPMENT	VOLTAGE	MOUNTING	NOTES
	SURFACE MOUNTED FIXTURE WATER PROOF 28W LED LIGHT	(3)	220V, 1Ø, 50HZ	SURFACE MOUNTED FIXTURE	
	PROJECTOR 50W LED	(4)	220V, 1Ø, 50HZ	WALL MOUNTED FIXTURE	
	WALL MOUNTED SMART LED TRACKS TRACKING TYPE MOUNTING HEIGHT = 500mm	(2)	220V, 1Ø, 50HZ	WALL MOUNTED FIXTURE	
	POWER BOARD	(1)		WALL MOUNTED FIXTURE	
	SWITCH, SINGLE-POLE, 10A, 220V, MOUNTING HEIGHT = 1200mm (484)	(3)	220V, 1Ø, 50HZ	WALL MOUNTED FIXTURE	
	WALL MOUNTED FIXTURE 18W LED LIGHT WATER PROOF COVER	(1)	220V, 1Ø, 50HZ	WALL MOUNTED FIXTURE	
	SURFACE MOUNT FIXTURE 32W LED LIGHT WITH HOLDER	(1)	220V, 1Ø, 50HZ	SURFACE MOUNTED FIXTURE	
	EMERGENCY LIGHT	(2)	220V, 1Ø, 50HZ	WALL MOUNTED FIXTURE	

MINISTRY OF DEFENSE				Department	Project Name	Drawing Title	
LEADING LIGHTING DIVISION / LIGHTING SECTION (REVENUE AND SECTION)				Drawing	Status	Sheet No. E-005	
Designed By	Designed By	Checked By	Engineering Director			Date	
Eng. M. H. Al-Hadi	M. H. Al-Hadi	Eng. Al-Hadi	Eng. Al-Hadi			Scale	As Shown

LIGHTING & POWER PLAN



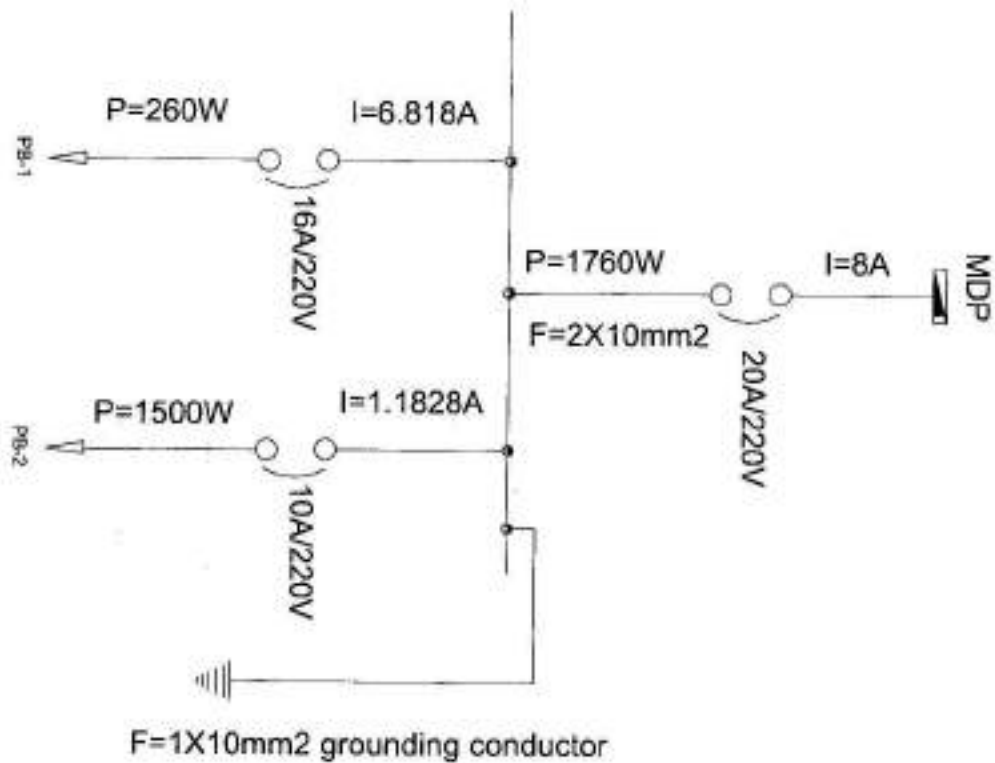
- MATERIAL LIST**
- ① GROUND ROD (COPPER CLAD STEEL)
 - ② GROUNDING CONDUCTOR BARE STRANDED COPPER
 - ③ CONCRETE BOX
 - ④ COVER FOR ABOVE BOX
 - ⑤ BARE COPPER GROUNDING CONDUCTOR
 - ⑥ GRAVEL OR CRUSHED STONE



MINISTRY OF DEFENSE

CONSTRUCTION PROJECT	APPROVED BY	CHECKED BY	DESIGNED BY	DATE	Sheet No.	Elevation
					6-001	⑤
					Scale	Not to scale

CIRCUIT DIAGRAM OF PB



MINISTRY OF DEFENSE







CONSTRUCTION PROPERTY MANAGEMENT DEPARTMENT (ENGINEERING SECTION)

DRAWING BY: Eng. M. HADH	DESIGNED BY: Eng. M. HADH	CHECKED BY: Eng. Alzahrani	Engineer Director BY: Eng. Rifwatul (Jalal)
------------------------------------	-------------------------------------	--------------------------------------	---



Drawing Title	Elevation
Sheet No:	E-002
Date:	
Scale:	Not to scale

LIGHT FIXTURE SCHEDULE

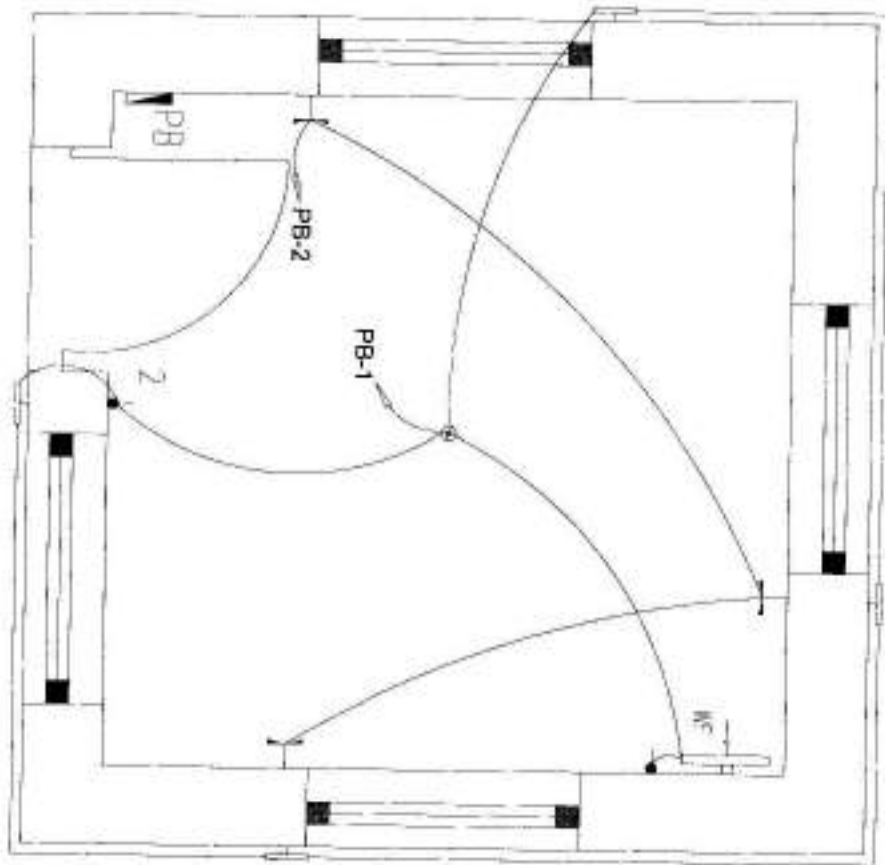
FIXTURE MARK	STYLE NUMBER AND TYPE	NUMBER OF EQUIPMENT	VOLTAGE	MOUNTING	NOTES
	SURFACE MOUNT I FIXTURE (REAR LED LIGHT WITH HOLDER)	(1)	220V, 1 ϕ , 50HZ	SURFACE MOUNT I FIXTURE	
	WALL FIX 30	(1)	220V, 1 ϕ , 50HZ	WALL MOUNTED FIXTURE	
	PROJECTOR 50W LED	(4)	220V, 1 ϕ , 50HZ	WALL MOUNTED FIXTURE	
	WALL MOUNTED SWIRLX RECESSED (ROUNDING TYPE MOUNTING HEIGHT = 200mm)	(3)	220V, 1 ϕ , 50HZ	WALL MOUNTED FIXTURE	
	PANEL BOARD	(1)	1 ϕ	WALL MOUNTED FIXTURE	
	10A NAV SWITCH - 10A, 220V, MOUNTING HEIGHT = 1200mm (90cm)	(1)	220V, 1 ϕ , 50HZ	WALL MOUNTED FIXTURE	



MINISTRY OF DEFENSE

DESIGNED BY: [Signature]	CHECKED BY: [Signature]	APPROVED BY: [Signature]	DATE: [Date]
-----------------------------	----------------------------	-----------------------------	-----------------

Lighting & Receptacle Plan



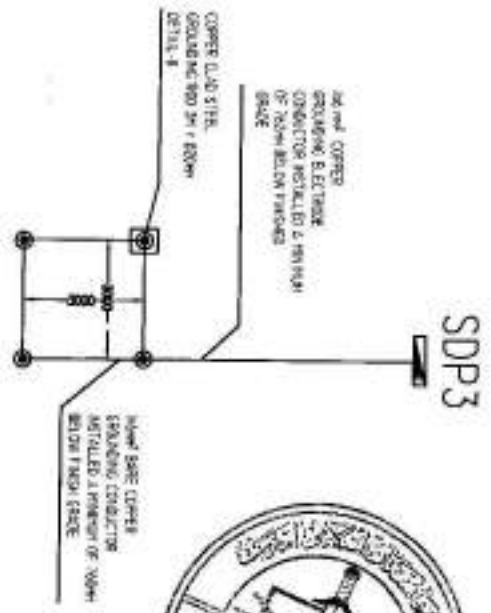
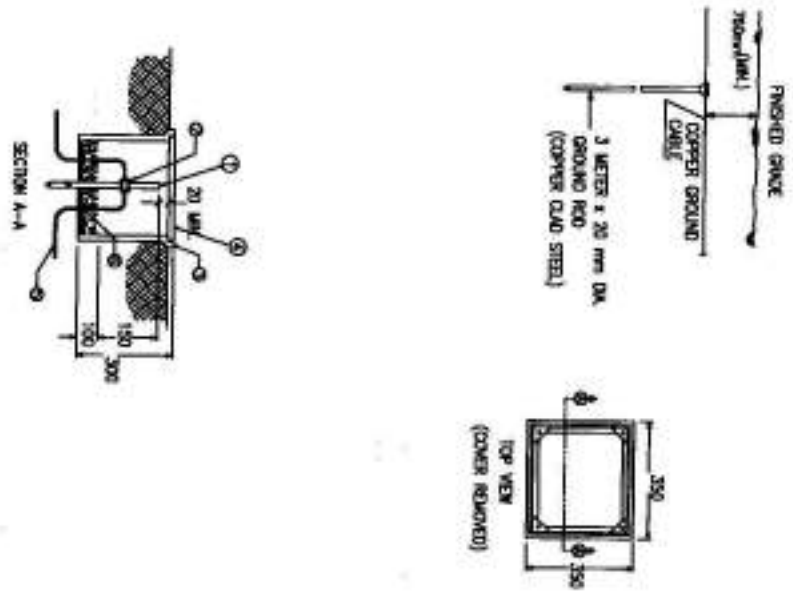
MINISTRY OF DEFENSE				PROJECT NAME	
CONSTRUCTION PROPERTY MANAGEMENT DEPARTMENT (ENGINEERING SECTION)				Drawing Title	
DRAWING BY: Eng.M. HADI		DESIGNED BY: Eng. HADI		Sheet No: E-001	
CHECKED BY: Eng. Azzaban		Engineer Director: Eng. Ibrahim Qasbi		Date:	
				Scale: Not to scale	

[Handwritten signature]

[Handwritten signature]



DETAILS OF GROUNDING SYSTEM

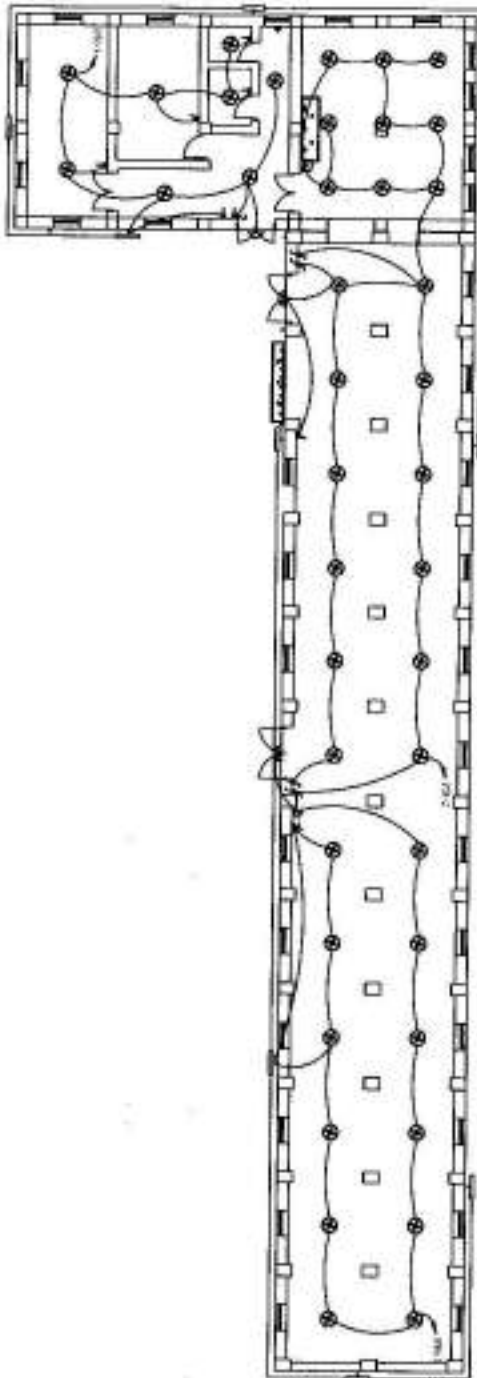


- MATERIAL LIST**
- ① GROUND ROD (COPPER CLAD STEEL)
 - ② GROUNDING CONDUCTOR BARE STRANDED COPPER
 - ③ CONCRETE BOX
 - ④ COVER FOR ABOVE BOX
 - ⑤ BARE COPPER GROUNDING CONDUCTOR
 - ⑥ GRAVEL OR CRUSHED STONE

CONSTRUCTION PROPERTY MANAGEMENT DEPARTMENT (ENGINEERING SECTION)				Department	Drawing Title
Drawing By	Checked By	Checked By	Engineering Director	PROJECT NAME	Sheet No. E_003
Eng. Al-Rasheed	Eng. Al-Rasheed	Eng. Al-Rasheed	Eng. Erkanullah (Zaied)	Electrical Drawing	Date:
					Scale:



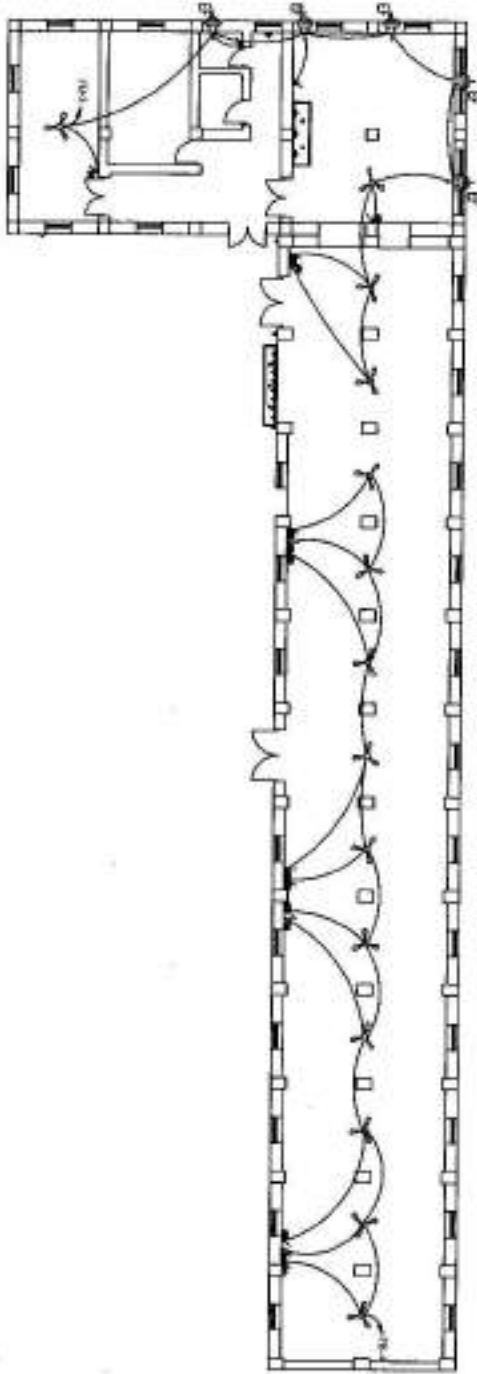
LIGHTING PLAN



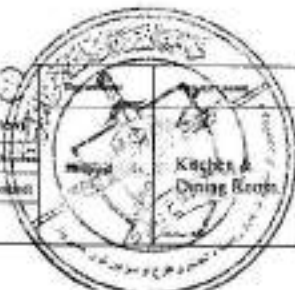
MINISTRY OF DEFENSE					Drawing Title	
CONSTRUCTION PROPERTY MANAGEMENT DEPARTMENT (ENGINEERING SECTION)					Sheet No	E-001
Drawing By	Designed By	Checked By	Engineering Director		Date	
Eng. M. Habb	Eng. M. Habb	Eng. Alwanah	Eng. Orlanah Isah		Scale	As Shown

(Handwritten signatures and initials)

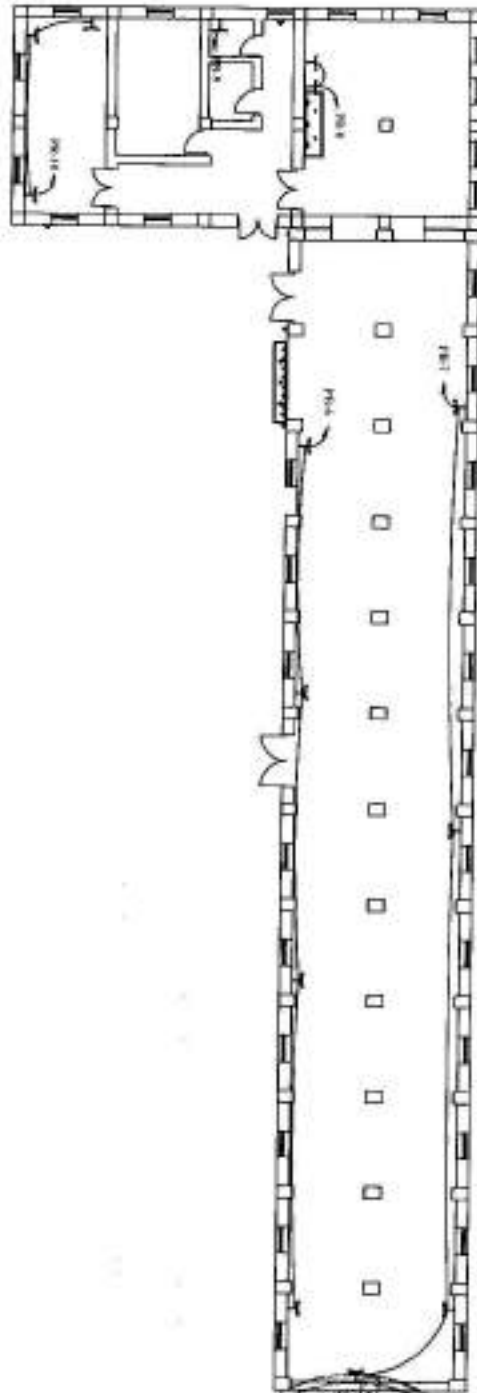
FAN & EXHAUST FAN PLAN



MINISTRY OF DEFENSE				Drawing Title	
<small>CONSTRUCTION PROPERTY MANAGEMENT DEPARTMENT (ENGINEERING SECTION)</small>				Sheet No	E-002
Design By	Designed By	Checked By	Engineering Manager	Date	
Eng. M. Hadi	Eng. M. Hadi	Eng. Alsalbi	Eng. Alsharrah (checked)	Scale	As Shown



RECEPTACLE PLAN



MINISTRY OF DEFENSE

CONSTRUCTION PROPERTY MANAGEMENT DEPARTMENT (ENGINEERING SECTION)

Drawing By	Designed By	Checked By	Engineering Director
Eng. M. Hani	Eng. M. Hani	Eng. Khaled	Eng. Youssef Gharib



Drawing Title	
Sheet No	E-003 (6)
Date	
Scale	As Shown

**PANEL BOARD (PB) WALL MOUNTED
MINE BREAKER (20)AMP**

CIRCUIT BREAKER TYPE (380/220)VOLTS, (3)PHASE, /4/Cx10mm²+1x10mm² Ground

CKT.NO	BREAKER		NO		WIRE		GND		LOAD SERVED	LOAD - W			LOAD - W			LOAD SERVED	GND		WIRE		NO		BREAKER	
	AMPS	POLES	MM ²	MM ²	AØ	BØ	CØ	AØ		BØ	CØ	MM ²	MM ²	POLES	AMPS		MM ²	MM ²	POLES	AMPS				
1	10	1	2.5	2.5	488				Lightning						2.5	2.5	1	10						
3	10	1	2.5	2.5		442		504	Lightning						2.5	2.5	1	10						
5	10	1	2.5	2.5			570		Fan						2.5	2.5	1	10						
7	16	1	2.5	2.5				1500	Receptacle						2.5	2.5	1	16						
9	16	1	2.5	2.5					Receptacle						2.5	2.5	1	16						
										1488	1942	570	2004	800	1200									

DTAL CONN. LOAD PHASE	3492	6.24200087
DTAL CONN. LOAD PHASE	2742	4.90136495
DTAL CONN. LOAD PHASE	2770	4.95141535
TOTAL CONN. LOAD	9004	16.0947812
DEMAND FACTOR	0.85	
25% FUTURE LOAD	2251	4.023695293
TOTAL LOAD	11255	
TOTAL AMPERE		20.11847647

MINISTRY OF DEFENSE

CONSTRUCTION PROPERTY MANAGEMENT DEPARTMENT (ENGINEERING SECTION)

Designed By	Checked By	Engineering Division	Drawing Title	Sheet No	E-004
Eng. M. Hall	Eng. An. Abd. Hal	Eng. Division (Electrical)	Panel Board (PB) Wall Mounted	Date	
			Scale	As Shown	

